Faster

Catalog

Couplings and multi connections



Thanks to our consolidated experience gained in the market, FASTER® has become the synonym for quick-release couplings for all hydraulic applications at medium, high and extremely high pressures.
Through our history, Faster has reached important milestones that have qualified our business in time.
Today - a leader in the market of quick-release couplings and multiConnections - Faster is further accelerating its growth through an intense program of new product launches and new applications characterized by innovative technical solutions.

Product Index

Standard ISO Couplings — Pag 4

General purpose couplings, ISO A and ISO B standard.

Agriculture — Pag 54

Couplings normally used in agriculture application connecting and disconnecting by pushing or pulling the male. Cartridges for cast iron blocks included.

Flat-Face and Castings — Pag 118

Couplings featuring flat-face valve to prevent spillage and easy to clean.

Screw to Connect — Pag 154

Connection system by screwing together male and female, especially designed to resist in presence of high vibrating systems.

Check Valves and Diagnostic — Pag 190

Non-returning valves used to control the oil flow in just one direction.
Diagnositc: couplings used to check variuos points of the hydraulic system.

High Pressure — Pag 200

Couplings designed for high pressures applications.

BOP — Pag 212

Thanks to specific components and seals these couplings are API certified and suitable for BOP application.

Refrigeration — Pag 222

Couplings specifically designed for air conditioning and refrigeration systems.

Multifaster — Pag 232

System with lever that allows to connect more hydraulic lines.
Possibility to have electrical connection integrated.

NV

Standard couplings with poppet valve.
Faster interchangeability (except size 12,5).

Standard couplings for general purpose applications with poppet valve shut-off system. Faster proprietary profile (1/2” size only is interchangeable according to ISO 7241-1 part A).

Applications

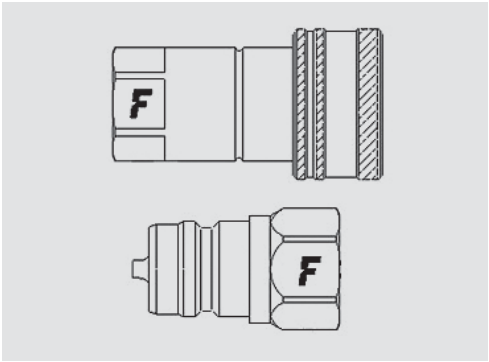

Technical Specifications

dash	Size mm	Size inch	Working Pressure (MPa)	Flow Rate (l/min)	Spillage (ml)	Force to Connect (N)	Burst pressure (MPa) Male	Burst pressure (MPa) Female	Burst pressure (MPa) Male + Female
04	6,3	1/4”	35	15	0,8	55	140	140	140
06	10	3/8”	30	50	1,3	85	120	120	140
08	12,5	1/2”	30	75	1,8	80	120	120	130
12	20	3/4”	30	150	8	150	120	120	130
16	25	1”	25	220	13	130	110	110	100
20	31,5	1-1/4”	22	340	30	145	90	90	90
24	37,5	1-1/2”	20	450	34	265	80	80	80
32	50	2”	15	1000	100	250	60	60	60

Material	**Steel**
Seals	**NBR; VITON***
Working temperatures	**- 25 °C to + 125 °C**
Surface treatment	**MATE 500 (CrIII)**
Series Interchange	**FASTER**
Valve Type	**Poppet**
Connection	**Sleeve Retraction**
Disconnection	**Sleeve Retraction**
Connection Under Pressure	**Not Allowed**

***** Working temperatures: **- 20 °C to + 200 °C**

Pressure Drop

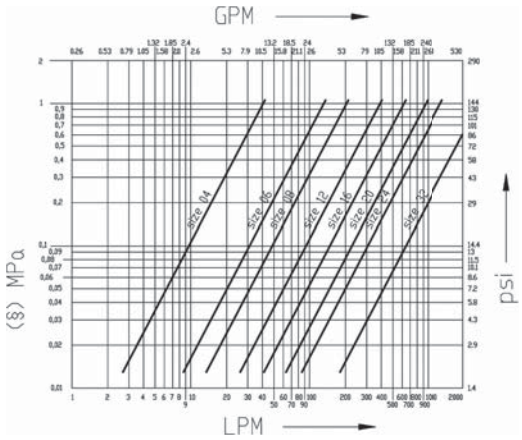

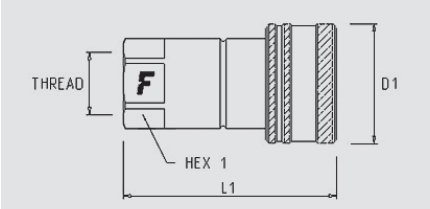

NV

Size		Thread details			FEMALE						
inch	mm	Thread Type	Standard	Thread	Part Number	L (L1 + Thread) mm	L (L1 + Thread) inch	D1 mm	D1 inch	HEX1 mm	HEX1 inch
1/4"	6,3	0/ SAE	ISO 11926-1	9/16"-18 UNF FEMALE ORB	NV 14-38SAE F	52,5	2,07	27	1,06	19	0,75
1/4"	6,3	F BSPP	ISO 1179-1	BSPP 1/4 FEMALE	NV 14 GAS F	50	1,97	27	1,06	19	0,75
1/4"	6,3	F BSPP	ISO 1179-1	BSPP 1/4 FEMALE	NV 14 GAS F V	50	1,97	27	1,06	19	0,75
1/4"	6,3	F NPTF	ANSI B1.20.3	NPTF 1/4 FEMALE	NV 14 NPT F	50	1,97	27	1,06	19	0,75
3/8"	10	0/ SAE	ISO 11926-1	9/16"-18 UNF FEMALE ORB	NV 38-38SAE F	59,5	2,34	33	1,3	24	0,94
3/8"	10	F BSPP	ISO 1179-1	BSPP 3/8 FEMALE	NV 38 GAS F V	59,5	2,34	33	1,3	24	0,94
3/8"	10	F BSPP	ISO 1179-1	BSPP 3/8 FEMALE	NV 38 GAS F	59,6	2,35	33	1,3	24	0,94
3/8"	10	F NPTF	ANSI B1.20.3	NPTF 3/8 FEMALE	NV 38 NPT F	59,5	2,34	33	1,3	24	0,94
1/2"	12,5	0/ METRIC	ISO 6149-1	M22x1,5 FEMALE ORB	NV0/2215 F	66	2,6	38	1,5	27	1,06
1/2"	12,5	0/ SAE	ISO 11926-1	7/8"-14 UNF FEMALE ORB	NV 12-58SAE F	69,5	2,74	38	1,5	32	1,26
1/2"	12,5	F BSPP	ISO 1179-1	BSPP 1/2 FEMALE	NV 12 GAS F	66	2,6	38	1,5	27	1,06
1/2"	12,5	F BSPP	ISO 1179-1	BSPP 1/2 FEMALE	NV 12 GAS F V	66	2,6	38	1,5	27	1,06
1/2"	12,5	F JPT	UNI EN 10226-2	RC 1/2 FEMALE (JPT)	NV 12 JPT F	66	2,6	38	1,5	27	1,06
1/2"	12,5	F METRIC	ISO 9974-1	M22x1,5 FEMALE	NV 2215 F	66	2,6	38	1,5	27	1,06
1/2"	12,5	F NPTF	ANSI B1.20.3	NPTF 1/2 FEMALE	NV 12 NPT F	66	2,6	38	1,5	27	1,06
3/4"	20	F BSPP	ISO 1179-1	BSPP 3/4 FEMALE	NV 34 GAS F	84	3,31	48	1,89	34	1,34
3/4"	20	F BSPP	ISO 1179-1	BSPP 3/4 FEMALE	NV 34 GAS F V	84	3,31	48	1,89	34	1,34
3/4"	20	F NPTF	ANSI B1.20.3	NPTF 3/4 FEMALE	NV 34 NPT F	83	3,27	48	1,89	34	1,34
1"	25	F BSPP	ISO 1179-1	BSPP 1 FEMALE	NV 1 GAS F	99,5	3,92	56	2,2	41	1,61
1"	25	F NPTF	ANSI B1.20.3	NPTF 1 FEMALE	NV 1 NPT F	99,5	3,92	56	2,2	41	1,61
1-1/4"	31,5	F BSPP	ISO 1179-1	BSPP 1-1/4 FEMALE	NV114 GAS F	82,5	3,25	48	1,89	34	1,34
1-1/4"	31,5	F NPTF	ANSI B1.20.3	NPTF 1-1/4 FEMALE	NV114 NPT F	115	4,53	70	2,76	50	1,97
1-1/2"	37,5	F BSPP	ISO 1179-1	BSPP 1-1/2 FEMALE	NV112 GAS F	127,5	5,02	84	3,31	60	2,36
1-1/2"	37,5	F NPTF	ANSI B1.20.3	NPTF 1-1/2 FEMALE	NV112 NPT F	127,5	5,02	84	3,31	60	2,36
2"	50	F BSPP	ISO 1179-1	BSPP 2 FEMALE	NV 2 GAS F	151	5,94	119	4,69	75	2,95

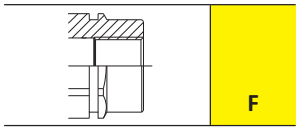

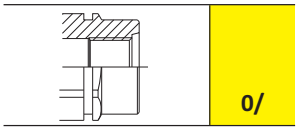

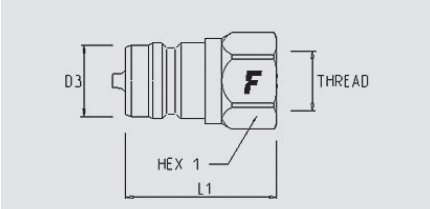

NV

Size		Thread details			MALE								
inch	mm	Thread Type	Standard	Thread	Part Number	L (L1 + Thread) mm	L (L1 + Thread) inch	D1 mm	D1 inch	D3 mm	D3 inch	HEX1 mm	HEX1 inch
1/4"	6,3	0/ SAE	ISO 11926-1	9/16"-18 UNF FEMALE ORB	NV 14-38SAE M	35,5	1,4	21	0,83	14,1	0,56	19	0,75
1/4"	6,3	F BSPP	ISO 1179-1	BSPP 1/4 FEMALE	NV 14 GAS M	33	1,3	21	0,83	14,1	0,56	19	0,75
1/4"	6,3	F BSPP	ISO 1179-1	BSPP 1/4 FEMALE	NV 14 GAS M V	33	1,3	21	0,83	14,1	0,56	19	0,75
1/4"	6,3	F NPTF	ANSI B1.20.3	NPTF 1/4 FEMALE	NV 14 NPT M	33	1,3	21	0,83	14,1	0,56	19	0,75
3/8"	10	0/ SAE	ISO 11926-1	9/16"-18 UNF FEMALE ORB	NV 38-38SAE M	39	1,54	27	1,06	18,9	0,74	24	0,94
3/8"	10	F BSPP	ISO 1179-1	BSPP 3/8 FEMALE	NV 38 GAS M V	39	1,54	27	1,06	18,9	0,74	24	0,94
3/8"	10	F NPTF	ANSI B1.20.3	NPTF 3/8 FEMALE	NV 38 NPT M	39	1,54	27	1,1	18,9	0,74	24	0,94
3/8"	10	F BSPP	ISO 1179-1	BSPP 3/8 FEMALE	NV 38 GAS M	39	1,54	55	2,17	19	0,75	24	0,94
1/2"	12,5	0/ BSPP	BS 5380	BSPP 1/2 FEMALE ORB	NV0/12 GAS M	44	1,73	30	1,18	20,5	0,81	27	1,06
1/2"	12,5	0/ SAE	ISO 11926-1	3/4"-16 UNF FEMALE ORB	NV 12-12SAE M	44	1,73	30	1,18	20,5	0,81	27	1,06
1/2"	12,5	0/ SAE	ISO 11926-1	7/8"-14 UNF FEMALE ORB	NV 12-58SAE M	51	2,01	30	1,18	20,5	0,81	27	1,06
1/2"	12,5	F BSPP	ISO 1179-1	BSPP 1/2 FEMALE	NV 12 GAS M	44	1,73	30	1,18	20,5	0,81	27	1,06
1/2"	12,5	F BSPP	ISO 1179-1	BSPP 1/2 FEMALE	NV 12 GAS M V	44	1,73	30	1,18	20,5	0,81	27	1,06
1/2"	12,5	F JPT	UNI EN 10226-2	RC 1/2 FEMALE (JPT)	NV 12 JPT M	44	1,73	30	1,18	20,5	0,81	27	1,06
1/2"	12,5	F METRIC	ISO 9974-1	M22x1,5 FEMALE	NV 2215 M	44	1,73	30	1,18	20,5	0,81	27	1,06
1/2"	12,5	F NPTF	ANSI B1.20.3	NPTF 1/2 FEMALE	NV 12 NPT M	44	1,73	30	1,18	20,5	0,81	27	1,06
3/4"	20	F BSPP	ISO 1179-1	BSPP 3/4 FEMALE	NV 34 GAS M	55	2,17	38	1,5	27,9	1,1	34	1,34
3/4"	20	F BSPP	ISO 1179-1	BSPP 3/4 FEMALE	NV 34 GAS M V	55	2,17	38	1,5	27,9	1,1	34	1,34
3/4"	20	F NPTF	ANSI B1.20.3	NPTF 3/4 FEMALE	NV 34 NPT M	55	2,17	38	1,5	27,9	1,1	34	1,34
1"	25	F BSPP	ISO 1179-1	BSPP 1 FEMALE	NV 1 GAS M	39	1,54	27	1,06	18,9	0,74	41	1,61
1"	25	F NPTF	ANSI B1.20.3	NPTF 1 FEMALE	NV 1 NPT M	66	2,6	45	1,77	31,3	1,23	41	1,61
1"	25	F NPTF	ANSI B1.20.3	NPTF 1 FEMALE	NV 1 NPT M V	66	2,6	45	1,77	31,3	1,23	41	1,61
1-1/4"	31,5	F NPTF	ANSI B1.20.3	NPTF 1-1/4 FEMALE	NV114 NPT M	73	2,87	55,5	2,19	43,9	1,73	50	1,97
1-1/4"	31,5	F BSPP	ISO 1179-1	BSPP 1-1/4 FEMALE	NV114 GAS M	59,5	2,34	33	1,3	44	1,73	24	0,94
1-1/2"	37,5	F BSPP	ISO 1179-1	BSPP 1-1/2 FEMALE	NV112 GAS M	83	3,27	66	2,6	53,4	2,1	60	2,36
1-1/2"	37,5	F NPTF	ANSI B1.20.3	NPTF 1-1/2 FEMALE	NV112 NPT M	83	3,27	66	2,6	53,4	2,1	60	2,36
2"	50	F BSPP	ISO 1179-1	BSPP 2 FEMALE	NV 2 GAS M	100	3,94	86,9	3,42	82	3,23	75	2,95

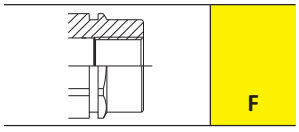

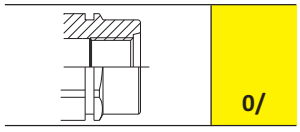

NV Accessories

PVC dust caps

Plugs suitable for FEMALE

Size			Plug Details	
inch	mm	dash	Part number	Colour
1/4"	6,3	04	TM 14	blue
1/4"	6,3	04	TM 14 A	orange
1/4"	6,3	04	TM 14 G	yellow
1/4"	6,3	04	TM 14 GR	grey
1/4"	6,3	04	TM 14 N	black
1/4"	6,3	04	TM 14 R	red
1/4"	6,3	04	TM 14 V	green
3/8"	10	06	TM 38	blue
3/8"	10	06	TM 38 G	yellow
3/8"	10	06	TM 38 R	red
3/8"	10	06	TM 38 V	green
1/2"	12,5	08	TM 12 L	blue
1/2"	12,5	08	TM 12 L/A	orange
1/2"	12,5	08	TM 12 L/G	yellow
1/2"	12,5	08	TM 12 L/M	brown
1/2"	12,5	08	TM 12 L/N	black
1/2"	12,5	08	TM 12 L/R	red
1/2"	12,5	08	TM 12 L/V	green
3/4"	20	12	TM 34	blue
1"	25	16	TM 1	blue
1"	25	16	TM 1 R	red

Plugs suitable for FEMALE

Size			Plug Details	
inch	mm	dash	Part number	Colour
1/2"	12,5	08	TM 12-38	blue
1/2"	12,5	08	TM 12-38 G	yellow
1/2"	12,5	08	TM 12-38 GR	grey
1/2"	12,5	08	TM 12-38 M	brown
1/2"	12,5	08	TM 12-38 N	black
1/2"	12,5	08	TM 12-38 R	red
1/2"	12,5	08	TM 12-38 V	green

Caps suitable for MALE

Size			Plug Details	
inch	mm	dash	Part number	Colour
1/4"	6,3	04	TF 14	blue
1/4"	6,3	04	TF 14 G	yellow
1/4"	6,3	04	TF 14 N	black
1/4"	6,3	04	TF 14 R	red
1/4"	6,3	04	TF 14 V	green
3/8"	10	06	TF 38	blue
3/8"	10	06	TF 38 R	red
1/2"	12,5	08	TF 12	blue
1/2"	12,5	08	TF 12 A	orange
1/2"	12,5	08	TF 12 G	yellow
1/2"	12,5	08	TF 12 GR	grey
1/2"	12,5	08	TF 12 M	brown
1/2"	12,5	08	TF 12 N	black
1/2"	12,5	08	TF 12 R	red
1/2"	12,5	08	TF 12 V	green
3/4"	20	12	TF 34	blue
1"	25	16	TF 1	blue

Aluminium dust caps

Plugs suitable for FEMALE

Size			Plug Details	
inch	mm	dash	Part number	Colour
1/4"	6,3	04	TM 14 S	
1/2"	12,5	08	TM 12 S	
3/4"	20	12	TM 34 S	
1"	25	16	TM 1 S	
1-1/4"	31,5	20	TM114 S	
1-1/2"	37,5	24	TM112 S	
2"	50	32	TM 2 S	

Caps suitable for MALE

Size			Cap Details	
inch	mm	dash	Part number	Colour
1/4"	6,3	04	TF 14 S	
1/2"	12,5	08	TF 12 S	
3/4"	20	12	TF 34 S	
1"	25	16	TF 1 S	
1-1/4"	31,5	20	TF114 S	
1-1/2"	37,5	24	TF112 S	
2"	50	32	TF 2 S	

Seal Kits

For Female

Size			Seal Details	
inch	mm	dash	Material	Part Number
1/4"	6,3	04	NBR; PTFE	SK NV 14
3/8"	10	06	NBR; PTFE	SK NV 38
1/2"	12,5	08	NBR; PTFE	SK NV 12
3/4"	20	12	NBR; PTFE	SK NV 34
1"	25	16	NBR; PTFE	SK NV 1
1-1/4"	31,5	20	NBR	SK NV 114
1-1/2"	37,5	24	NBR	SK NV 112
2"	50	32	NBR	SK NV 2

Every seals kit is composed of 5 or 10 pcs.

ANV

Standard couplings for agriculture, ISO 7241-A interchange.

Standard couplings for agriculture applications. Complete range of sizes from 1/4" to 2" (with BSP, NPT or SAE female threads available). ISO 7241 part A interchange.

Applications

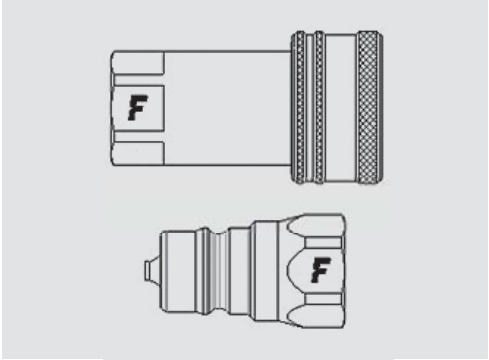

Technical Specifications

dash	Size mm	Size inch	Working Pressure (MPa)	Flow Rate (l/min)	Spillage (ml)	Force to Connect (N)	Burst pressure (MPa) Male	Burst pressure (MPa) Female	Burst pressure (MPa) Male + Female
04	6,3	1/4"	50	9	0,5	45	200	200	200
06	10	3/8"	30	30	1,1	80	120	140	160
08	12,5	1/2"	30	75	1,8	80	120	120	130
12	20	3/4"	30	180	8	150	120	120	120
16	25	1"	25	270	10	150	100	100	100
20	31,5	1-1/4"	25	330	20	170	100	100	100
24	37,5	1-1/2"	20	450	32	255	80	80	80
32	50	2"	15	900	85	440	60	60	60

Material	**Steel**
Seals	**NBR**
Working temperatures	**- 25 °C to + 125 °C**
Surface treatment	**MATE 500 (CrIII)**
Series Interchange	**ISO 7241-A**
Valve Type	**Poppet**
Connection	**Sleeve Retraction**
Disconnection	**Sleeve Retraction**
Connection Under Pressure	**Not Allowed**

Pressure Drop

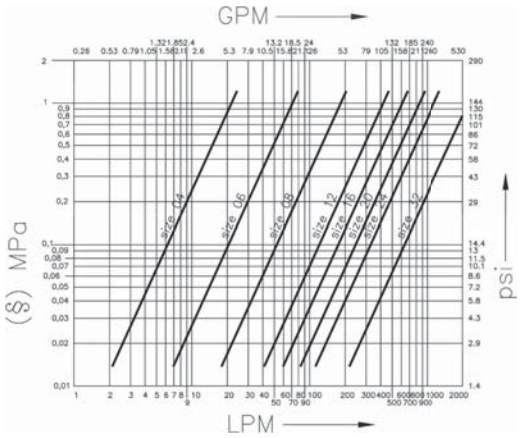

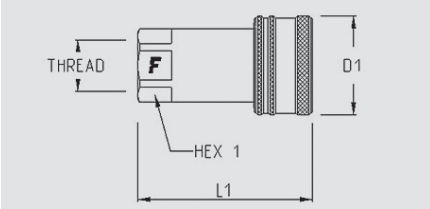

ANV

Size		Thread details			FEMALE						
inch	mm	Thread Type	Standard	Thread	Part Number	L (L1 + Thread) mm	L (L1 + Thread) inch	D1 mm	D1 inch	HEX1 mm	HEX1 inch
1/4"	6,3	0/ METRIC	ISO 6149-1	M14x1,5 FEMALE ORB	ANV0/1415 F	47,7	1,88	25	0,98	19	0,75
1/4"	6,3	F BSPP	ISO 1179-1	BSPP 1/4 FEMALE	ANV 14 GAS F	47,2	1,86	25	0,98	19	0,75
1/4"	6,3	F JPT	UNI EN 10226-2	RC 1/4 FEMALE (JPT)	ANV 14 JPT F	47,2	1,86	25	0,98	19	0,75
1/4"	6,3	F NPTF	ANSI B1.20.3	NPTF 1/4 FEMALE	ANV 14 NPT F	48	1,89	25	0,98	19	0,75
3/8"	10	F BSPP	ISO 1179-1	BSPP 3/8 FEMALE	ANV 38 GAS F	57	2,24	32	1,26	22	0,87
3/8"	10	F JPT	UNI EN 10226-2	RC 3/8 FEMALE (JPT)	ANV 38 JPT F	57,2	2,25	32	1,26	22	0,87
3/8"	10	F METRIC	ISO 9974-1	M18x1,5 FEMALE	ANV 1815 F	57	2,24	32	1,26	22	0,87
3/8"	10	F NPTF	ANSI B1.20.3	NPTF 3/8 FEMALE	ANV 38 NPT F	57	2,24	32	1,26	22	0,87
3/4"	20	0/ SAE	ISO 11926-1	1-1/16"-12 UN FEMALE ORB	ANV 34-34SAE F	82,5	3,25	48	1,89	34	1,34
3/4"	20	F BSPP	ISO 1179-1	BSPP 3/4 FEMALE	ANV 34 GAS F	82,5	3,25	48	1,89	34	1,34
3/4"	20	F JPT	UNI EN 10226-2	RC 3/4 FEMALE (JPT)	ANV 34 JPT F	82,5	3,25	48	1,89	34	1,34
3/4"	20	F NPTF	ANSI B1.20.3	NPTF 3/4 FEMALE	ANV 34 NPT F	82,5	3,25	48	1,89	34	1,34
1"	25	0/ SAE	ISO 11926-1	1-5/16"-12 UN FEMALE ORB	ANV 1-1 SAE F	100	3,94	56	2,2	41	1,61
1"	25	F BSPP	ISO 1179-1	BSPP 1 FEMALE	ANV 1 GAS F	100	3,94	56	2,2	41	1,61
1"	25	F JPT	UNI EN 10226-2	RC 1 FEMALE (JPT)	ANV 1 JPT F	100	3,94	56	2,2	41	1,61
1"	25	F NPTF	ANSI B1.20.3	NPTF 1 FEMALE	ANV 1 NPT F	100	3,94	56	2,2	41	1,61
1-1/4"	31,5	F BSPP	ISO 1179-1	BSPP 1-1/4 FEMALE	ANV114 GAS F	116	4,57	70	2,76	50	1,97
1-1/4"	31,5	F NPTF	ANSI B1.20.3	NPTF 1-1/4 FEMALE	ANV114 NPT F	116	4,57	70	2,76	50	1,97
1-1/2"	37,5	F BSPP	ISO 1179-1	BSPP 1-1/2 FEMALE	ANV112 GAS F	132,5	5,22	84	3,31	60	2,36
2"	50	F BSPP	ISO 1179-1	BSPP 2 FEMALE	ANV 2 GAS F	161	6,34	100	3,94	75	2,95
2"	50	F NPTF	ANSI B1.20.3	NPTF 2 FEMALE	ANV 2 NPT F	161	6,34	100	3,94	75	2,95

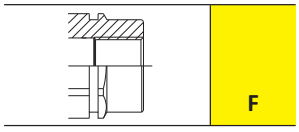

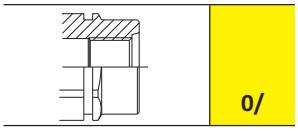

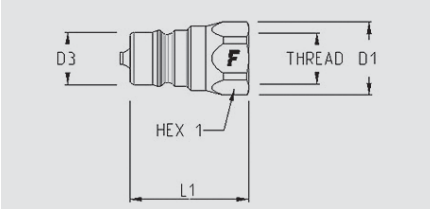

ANV

Size		Thread details			MALE								
inch	mm	Thread Type	Standard	Thread	Part Number	L (L1 + Thread) mm	L (L1 + Thread) inch	D1 mm	D1 inch	D3 mm	D3 inch	HEX1 mm	HEX1 inch
1/4"	6,3	0/ METRIC	ISO 6149-1	M14x1,5 FEMALE ORB	ANV0/1415 M	39	1,54	21	0,83	11,8	0,46	19	0,75
1/4"	6,3	0/ SAE	ISO 11926-1	9/16"-18 UNF FEMALE ORB	ANV 14-38SAE M	40,2	1,58	21	0,83	11,8	0,46	19	0,75
1/4"	6,3	F BSPP	ISO 1179-1	BSPP 1/4 FEMALE	ANV 14 GAS M	38,6	1,52	21	0,83	11,8	0,46	19	0,75
1/4"	6,3	F JPT	UNI EN 10226-2	RC 1/4 FEMALE (JPT)	ANV 14 JPT M	38,6	1,52	21	0,83	11,8	0,46	19	0,75
1/4"	6,3	F NPTF	ANSI B1.20.3	NPTF 1/4 FEMALE	ANV 14 NPT M	38,6	1,52	21	0,83	11,8	0,46	19	0,75
3/8"	10	F BSPP	ISO 1179-1	BSPP 3/8 FEMALE	ANV 38 GAS M	39	1,54	24	0,94	17,2	0,68	22	0,87
3/8"	10	F JPT	UNI EN 10226-2	RC 3/8 FEMALE (JPT)	ANV 38 JPT M	39	1,54	24	0,94	17,2	0,68	22	0,87
3/8"	10	F METRIC	ISO 9974-1	M18x1,5 FEMALE	ANV 1815 M	39	1,54	24	0,94	17,2	0,68	22	0,87
3/8"	10	F NPTF	ANSI B1.20.3	NPTF 3/8 FEMALE	ANV 38 NPT M	39	1,54	24	0,94	17,2	0,68	22	0,87
3/4"	20	0/ METRIC	ISO 6149-1	M26x1,5 FEMALE ORB	ANV0/2615 M	53	2,09	38	1,5	29	1,14	34	1,34
3/4"	20	0/ SAE	ISO 11926-1	1-1/16"-12 UN FEMALE ORB	ANV 34-34SAE M	55	2,17	38	1,5	29	1,14	34	1,34
3/4"	20	F BSPP	ISO 1179-1	BSPP 3/4 FEMALE	ANV 34 GAS M	55	2,17	38	1,5	29	1,14	34	1,34
3/4"	20	F JPT	UNI EN 10226-2	RC 3/4 FEMALE (JPT)	ANV 34 JPT M	55	2,17	38	1,5	29	1,14	34	1,34
3/4"	20	F NPTF	ANSI B1.20.3	NPTF 3/4 FEMALE	ANV 34 NPT M	55	2,17	38	1,5	29	1,14	34	1,34
1"	25	F BSPP	ISO 1179-1	BSPP 1 FEMALE	ANV 1 GAS M	66	2,6	45	1,8	34,3	1,35	41	1,61
1"	25	F JPT	UNI EN 10226-2	RC 1 FEMALE (JPT)	ANV 1 JPT M	66	2,6	45	1,77	34,3	1,35	41	1,61
1"	25	F NPTF	ANSI B1.20.3	NPTF 1 FEMALE	ANV 1 NPT M	66	2,6	45	1,77	34,3	1,35	41	1,61
1-1/4"	31,5	F BSPP	ISO 1179-1	BSPP 1-1/4 FEMALE	ANV114 GAS M	73	2,87	55,5	2,19	44,9	1,77	50	1,97
1-1/4"	31,5	F NPTF	ANSI B1.20.3	NPTF 1-1/4 FEMALE	ANV114 NPT M	73	2,87	55,5	2,19	44,9	1,77	50	1,97
1-1/2"	37,5	F BSPP	ISO 1179-1	BSPP 1-1/2 FEMALE	ANV112 GAS M	83	3,27	66	2,6	55	2,17	60	2,36
2"	50	F BSPP	ISO 1179-1	BSPP 2 FEMALE	ANV 2 GAS M	100	3,94	85	3,35	65	2,56	75	2,95
2"	50	F NPTF	ANSI B1.20.3	NPTF 2 FEMALE	ANV 2 NPT M	100	3,94	85	3,35	65	2,56	75	2,95

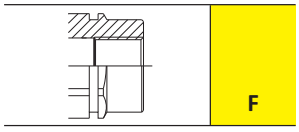

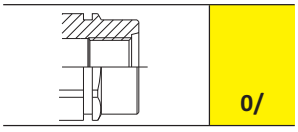

ANV Accessories

PVC dust caps

Plugs suitable for FEMALE

Size			Plug Details	
inch	mm	dash	Part number	Colour
1/4"	6,3	04	TMA 14	yellow
1/4"	6,3	04	TMA 14 A	orange
1/4"	6,3	04	TMA 14 R	red
3/8"	10	06	TMA 38	yellow
3/8"	10	06	TMA 38 A	orange
3/8"	10	06	TMA 38 B	blue
3/8"	10	06	TMA 38 N	black
3/8"	10	06	TMA 38 R	red
3/8"	10	06	TMA 38 V	green
3/4"	20	12	TMA 34	yellow
3/4"	20	12	TMA 34 N	black
3/4"	20	12	TMA 34 R	red
1"	25	16	TMA 1	yellow
1"	25	16	TMA 1 N	black
1"	25	16	TMA 1 R	red

Caps suitable for MALE

Size			Cap Details	
inch	mm	dash	Part number	Colour
1/4"	6,3	04	TFA 14	yellow
1/4"	6,3	04	TFA 14 V	green
3/8"	10	06	TFA 38	yellow
3/8"	10	06	TFA 38 A	orange
3/8"	10	06	TFA 38 B	blue
3/8"	10	06	TFA 38 N	black
3/8"	10	06	TFA 38 R	red
3/8"	10	06	TFA 38 V	green
3/4"	20	12	TFA 34	yellow
3/4"	20	12	TFA 34 B	blue
3/4"	20	12	TFA 34 N	black
3/4"	20	12	TFA 34 R	red
1"	25	16	TFA 1	yellow
1"	25	16	TFA 1 N	black
1"	25	16	TFA 1 R	red

Seal Kits

For Female

Size			Seal Details	
inch	mm	dash	Material	Part Number
1/4"	6,3	04	NBR; PTFE	SK ANV 14
3/8"	10	06	NBR; PTFE	SK ANV 38
3/4"	20	12	NBR; PTFE	SK ANV 34
1"	25	16	NBR; PTFE	SK ANV 1
1-1/4"	31,5	20	NBR; PTFE	SK ANV 114
1-1/2"	37,5	24	NBR	SK ANV 112
2"	50	32	NBR	SK ANV 2

Every seals kit is composed of 5 or 10 pcs.

HNV

Standard couplings for industrial applications, ISO 7241-B interchange.

Standard couplings for industrial applications. Complete range of sizes from 1/8" to 2" (with BSP, NPT and SAE female threads available). ISO 7241-1 part B interchange.

Applications

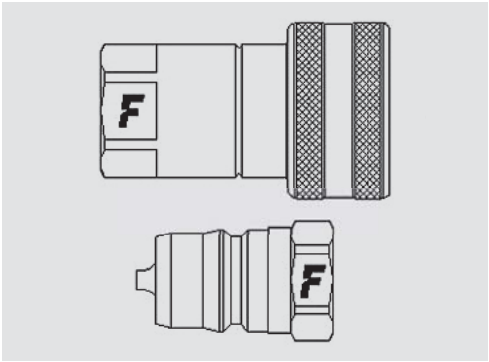

Technical Specifications

dash	Size mm	Size inch	Working Pressure (MPa)	Flow Rate (l/min)	Spillage (ml)	Force to Connect (N)	Burst pressure (MPa) Male	Burst pressure (MPa) Female	Burst pressure (MPa) Male + Female
02	3,2	1/8"	50	5	0,5	60	280	200	200
04	6,3	1/4"	45	17	1	65	180	200	180
06	10	3/8"	30	50	1,5	85	130	120	180
08	12,5	1/2"	35	75	2,8	97	140	140	150
12	20	3/4"	25	190	10	120	110	100	100
16	25	1"	30	270	13	180	120	120	120
24	37,5	1-1/2"	14	750	80	185	56	56	60
32	50	2"	9	1600	160	160	38	40	45

Material	**Steel**
Seals	**NBR**
Working temperatures	**- 25 °C to + 125 °C**
Surface treatment	**MATE 500 (CrIII)**
Series Interchange	**ISO 7241-B**
Valve Type	**Poppet**
Connection	**Sleeve Retraction**
Disconnection	**Sleeve Retraction**
Connection Under Pressure	**Not Allowed**

Pressure Drop

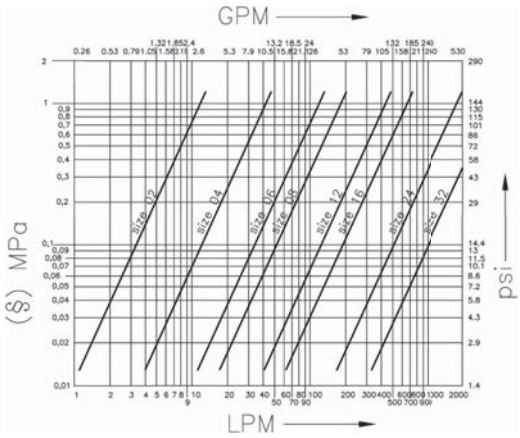

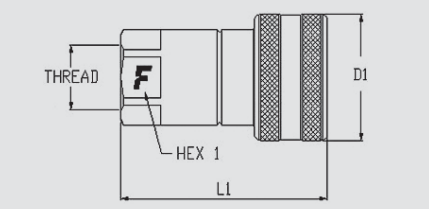

HNV

Size		Thread details			FEMALE						
inch	mm	Thread Type	Standard	Thread	Part Number	L (L1 + Thread) mm	L (L1 + Thread) inch	D1 mm	D1 inch	HEX1 mm	HEX1 inch
1/8"	3,2	F BSPP	ISO 1179-1	BSPP 1/8 FEMALE	HNV 18 GAS F	50,3	1,98	23	0,91	18	0,71
1/8"	3,2	F NPTF	ANSI B1.20.3	NPTF 1/8 FEMALE	HNV 18 NPT F	50,3	1,98	23	0,91	18	0,71
1/4"	6,3	0/ SAE	ISO 11926-1	9/16"-18 UNF FEMALE ORB	HNV 14-38SAE F	60	2,36	28	1,1	19	0,75
1/4"	6,3	F BSPP	ISO 1179-1	BSPP 1/4 FEMALE	HNV 14 GAS F	56	2,2	28	1,1	19	0,75
1/4"	6,3	F NPTF	ANSI B1.20.3	NPTF 1/4 FEMALE	HNV 14 NPT F	56	2,2	28	1,1	19	0,75
3/8"	10	0/ SAE	ISO 11926-1	9/16"-18 UNF FEMALE ORB	HNV 38-38SAE F	64	2,52	35	1,38	24	0,94
3/8"	10	F BSPP	ISO 1179-1	BSPP 3/8 FEMALE	HNV 38 GAS F	64	2,52	35	1,38	24	0,94
3/8"	10	F NPTF	ANSI B1.20.3	NPTF 3/8 FEMALE	HNV 38 NPT F	64	2,52	35	1,38	24	0,94
3/8"	10	F NPTF	ANSI B1.20.3	NPTF 3/8 FEMALE	HNV 38 NPT F N	64	2,52	35	1,38	24	0,94
1/2"	12,5	0/ SAE	ISO 11926-1	7/8"-14 UNF FEMALE ORB	HNV 12-58SAE F	71,5	2,81	44	1,73	30	1,18
1/2"	12,5	F BSPP	ISO 1179-1	BSPP 1/2 FEMALE	HNV 12 GAS F	71,5	2,81	44	1,73	30	1,18
1/2"	12,5	F BSPP	ISO 1179-1	BSPP 1/2 FEMALE	HNV 12 GAS F V	71,5	2,81	44	1,73	30	1,18
1/2"	12,5	F NPTF	ANSI B1.20.3	NPTF 1/2 FEMALE	HNV 12 NPT F	71,5	2,81	44	1,73	30	1,18
3/4"	20	0/ SAE	ISO 11926-1	1-1/16"-12 UN FEMALE ORB	HNV 34-34SAE F	89	3,5	52	2,05	36	1,42
3/4"	20	12/ SAE	ISO 8434-3	1-3/16"-12 UN MALE BULKHEAD ORFS	HNV 34-12/34SF	146	5,75	52	2,05	36	1,42
3/4"	20	F BSPP	ISO 1179-1	BSPP 3/4 FEMALE	HNV 34 GAS F	89	3,5	52	2,05	36	1,42
3/4"	20	F NPTF	ANSI B1.20.3	NPTF 3/4 FEMALE	HNV 34 NPT F	89	3,5	52	2,05	36	1,42
1"	25	0/ SAE	ISO 11926-1	1-5/16"-12 UN FEMALE ORB	HNV 1- 1SAE F	106	4,17	62	2,44	41	1,61
1"	25	F BSPP	ISO 1179-1	BSPP 1 FEMALE	HNV 1 GAS F	106	4,17	62	2,44	41	1,61
1"	25	F NPTF	ANSI B1.20.3	NPTF 1 FEMALE	HNV 1 NPT F	106	4,17	62	2,44	41	1,61
1-1/2"	37,5	F BSPP	ISO 1179-1	BSPP 1-1/2 FEMALE	HNV112 GAS F	126,4	4,98	75	2,95	65	2,56
1-1/2"	37,5	F BSPP	ISO 1179-1	BSPP 1-1/4 FEMALE	HNV112-114GAS F	126	4,96	75	2,95	65	2,56
2"	50	F NPTF	ANSI B1.20.3	NPTF 2 FEMALE	HNV 2 NPT F	142	5,59	105	4,13	89	3,5

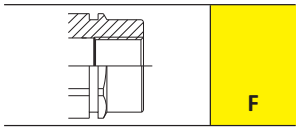

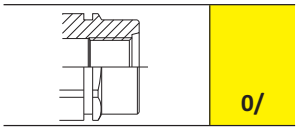

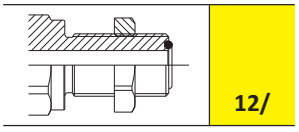

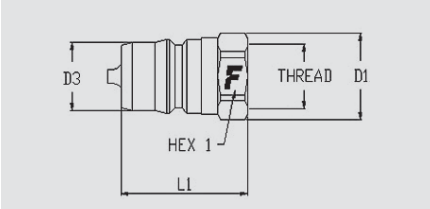

HNV

Size		Thread details			MALE								
inch	mm	Thread Type	Standard	Thread	Part Number	L (L1 + Thread) mm	L (L1 + Thread) inch	D1 mm	D1 inch	D3 mm	D3 inch	HEX1 mm	HEX1 inch
1/8"	3,2	F BSPP	ISO 1179-1	BSPP 1/8 FEMALE	HNV 18 GAS M	31,5	1,24	18,5	0,73	10,8	0,43	17	0,67
1/8"	3,2	F NPTF	ANSI B1.20.3	NPTF 1/8 FEMALE	HNV 18 NPT M	31,5	1,24	19	0,75	10,8	0,43	17	0,67
1/4"	6,3	0/ SAE	ISO 11926-1	9/16"-18 UNF FEMALE ORB	HNV 14-38SAE M	39	1,54	21	0,83	14,1	0,56	19	0,75
1/4"	6,3	F BSPP	ISO 1179-1	BSPP 1/4 FEMALE	HNV 14 GAS M	35	1,38	21	0,83	14,1	0,56	19	0,75
1/4"	6,3	F NPTF	ANSI B1.20.3	NPTF 1/4 FEMALE	HNV 14 NPT M	35	1,38	21	0,83	14,1	0,56	19	0,75
3/8"	10	0/ SAE	ISO 11926-1	3/4"-16 UNF FEMALE ORB	HNV 38-12SAE M	45	1,77	30	1,18	19	0,75	27	1,06
3/8"	10	0/ SAE	ISO 11926-1	9/16"-18 UNF FEMALE ORB	HNV 38-38SAE M	39	1,54	24,5	0,96	19	0,75	22	0,87
3/8"	10	F BSPP	ISO 1179-1	BSPP 3/8 FEMALE	HNV 38 GAS M	39	1,54	24,5	0,96	19	0,75	22	0,87
3/8"	10	F NPTF	ANSI B1.20.3	NPTF 3/8 FEMALE	HNV 38 NPT M	39	1,54	24,5	0,96	19	0,75	22	0,87
3/8"	10	F NPTF	ANSI B1.20.3	NPTF 3/8 FEMALE	HNV 38 NPT M N	39	1,54	24,5	0,96	19	0,75	22	0,87
1/2"	12,5	0/ SAE	ISO 11926-1	3/4"-16 UNF FEMALE ORB	HNV 12-12SAE M	44	1,73	30	1,18	23,5	0,93	27	1,06
1/2"	12,5	0/ SAE	ISO 11926-1	7/8"-14 UNF FEMALE ORB	HNV 12-58SAE M	50	1,97	33	1,3	23,5	0,93	30	1,18
1/2"	12,5	F BSPP	ISO 1179-1	BSPP 1/2 FEMALE	HNV 12 GAS M	44	1,73	30	1,18	23,5	0,93	27	1,06
1/2"	12,5	F NPTF	ANSI B1.20.3	NPTF 1/2 FEMALE	HNV 12 NPT M	44	1,73	30	1,18	23,5	0,93	27	1,06
3/4"	20	0/ SAE	ISO 11926-1	1-1/16"-12 UN FEMALE ORB	HNV 34-34SAE M	55	2,17	38	1,5	31,5	1,24	34	1,34
3/4"	20	F BSPP	ISO 1179-1	BSPP 3/4 FEMALE	HNV 34 GAS M	55	2,17	38	1,5	31,5	1,24	34	1,34
3/4"	20	F NPTF	ANSI B1.20.3	NPTF 3/4 FEMALE	HNV 34 NPT M	55	2,17	38	1,5	31,5	1,24	34	1,34
1"	25	0/ SAE	ISO 11926-1	1-5/16"-12 UN FEMALE ORB	HNV 1- 1SAE M	66	2,6	45	1,77	37,8	1,49	41	1,61
1"	25	F BSPP	ISO 1179-1	BSPP 1 FEMALE	HNV 1 GAS M	66	2,6	45	1,77	37,8	1,49	41	1,61
1"	25	F NPTF	ANSI B1.20.3	NPTF 1 FEMALE	HNV 1 NPT M	66	2,6	45	1,77	37,8	1,49	41	1,61
1-1/2"	37,5	F BSPP	ISO 1179-1	BSPP 1-1/2 FEMALE	HNV112 GAS M	126	4,96	71	2,8	44,5	1,75	65	2,56
1-1/2"	37,5	F BSPP	ISO 1179-1	BSPP 1-1/4 FEMALE	HNV112-114GAS M	126	4,96	71	2,8	44,5	1,75	65	2,56
2"	50	F NPTF	ANSI B1.20.3	NPTF 2 FEMALE	HNV 2 NPT M	142	5,59	97	3,82	63,25	2,49	89	3,5

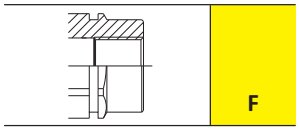

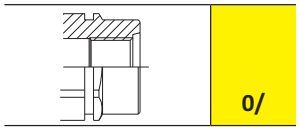

HNV brass

Standard couplings for industrial applications, ISO 7241-B interchange, brass versions

Standard couplings for industrial applications with brass components. Available with NBR or Viton seals. ISO 7241 part B interchange.

Applications

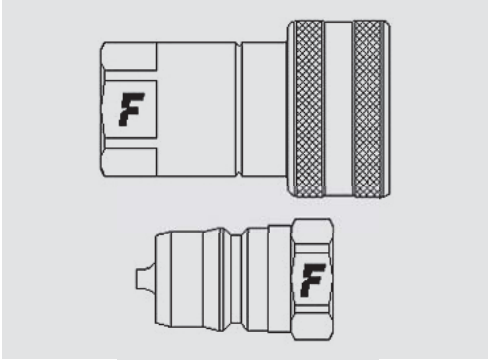

Technical Specifications

Size dash	Size mm	Size inch	Working Pressure (MPa)	Flow Rate (l/min)	Spillage (ml)	Force to Connect (N)	Burst pressure (MPa) Male	Burst pressure (MPa) Female	Burst pressure (MPa) Male + Female
02	3,2	1/8”	22	6	0,5	110	90	140	150
04	6,3	1/4”	20	16	1	75	80	120	120
06	10	3/8”	15	25	1,5	78	60	70	100
08	12,5	1/2”	17	60	2,8	97	70	90	90
12	20	3/4”	10	110	10	180	40	50	100
16	25	1”	14	150	13	180	56	58	80
24	37,5	1-1/2”	7	750	80	185	30	33	40

Material	**Brass**
Seals	**NBR; VITON***
Working temperatures	**- 25 °C to + 125 °C**
Surface treatment	
Series Interchange	**ISO 7241-B**
Valve Type	**Poppet**
Connection	**Sleeve Retraction**
Disconnection	**Sleeve Retraction**
Connection Under Pressure	**Not Allowed**

* Working temperatures: **- 20 °C to + 200 °C**

Pressure Drop

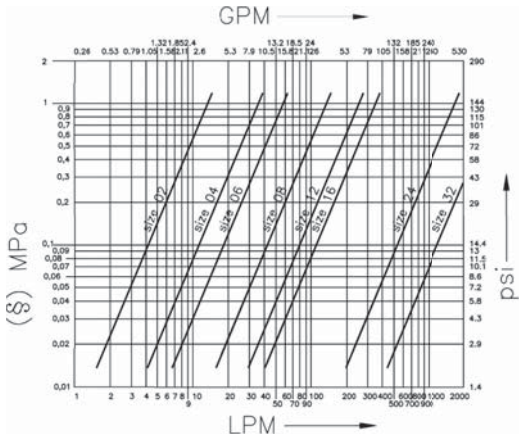

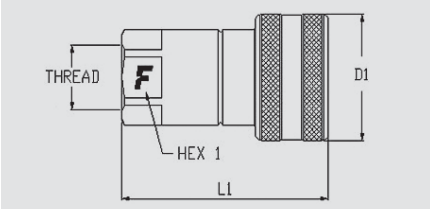

HNV brass

Size		Thread details			FEMALE						
inch	mm	Thread Type	Standard	Thread	Part Number	L (L1 + Thread) mm	L (L1 + Thread) inch	D1 mm	D1 inch	HEX1 mm	HEX1 inch
1/8"	3,2	F BSPP	ISO 1179-1	BSPP 1/8 FEMALE	HNV 18 GAS F 5	50	1,97	23	0,91	18	0,71
1/8"	3,2	F BSPP	ISO 1179-1	BSPP 1/8 FEMALE	HNV 18 GAS F 5V	50	1,97	23	0,91	18	0,71
1/8"	3,2	F NPTF	ANSI B1.20.3	NPTF 1/8 FEMALE	HNV 18 NPT F 5	50	1,97	23	0,91	18	0,71
1/8"	3,2	F NPTF	ANSI B1.20.3	NPTF 1/8 FEMALE	HNV 18 NPT F 5V	50	1,97	23	0,91	18	0,71
1/4"	6,3	F BSPP	ISO 1179-1	BSPP 1/4 FEMALE	HNV 14 GAS F 5	56	2,2	28	1,1	19	0,75
1/4"	6,3	F BSPP	ISO 1179-1	BSPP 1/4 FEMALE	HNV 14 GAS F 5V	56	2,2	28	1,1	19	0,75
1/4"	6,3	F NPTF	ANSI B1.20.3	NPTF 1/4 FEMALE	HNV 14 NPT F 5	56	2,2	28	1,1	19	0,75
1/4"	6,3	F NPTF	ANSI B1.20.3	NPTF 1/4 FEMALE	HNV 14 NPT F 5V	56	2,2	28	1,1	19	0,75
3/8"	10	F BSPP	ISO 1179-1	BSPP 3/8 FEMALE	HNV 38 GAS F 5	64	2,52	35	1,38	24	0,94
3/8"	10	F BSPP	ISO 1179-1	BSPP 3/8 FEMALE	HNV 38 GAS F 5V	64	2,52	35	1,38	24	0,94
3/8"	10	F NPTF	ANSI B1.20.3	NPTF 3/8 FEMALE	HNV 38 NPT F 5	64	2,52	35	1,38	24	0,94
3/8"	10	F NPTF	ANSI B1.20.3	NPTF 3/8 FEMALE	HNV 38 NPT F 5V	64	2,52	34	1,34	24	0,94
1/2"	12,5	0/ SAE	ISO 11926-1	3/4"-16 UNF FEMALE ORB	HNV 12-12SAE FS	71,5	2,81	44	1,73	30	1,18
1/2"	12,5	0/ SAE	ISO 11926-1	3/4"-16 UNF FEMALE ORB	HNV 12-12SAEF5V	71,5	2,81	44	1,73	30	1,18
1/2"	12,5	F BSPP	ISO 1179-1	BSPP 1/2 FEMALE	HNV 12 GAS F 5	71,6	2,82	44	1,73	30	1,18
1/2"	12,5	F BSPP	ISO 1179-1	BSPP 1/2 FEMALE	HNV 12 GAS F 5V	71,6	2,82	44	1,73	30	1,18
1/2"	12,5	F NPTF	ANSI B1.20.3	NPTF 1/2 FEMALE	HNV 12 NPT F 5	71,5	2,81	44	1,73	30	1,18
1/2"	12,5	F NPTF	ANSI B1.20.3	NPTF 1/2 FEMALE	HNV 12 NPT F 5V	71,5	2,81	44	1,73	30	1,18
3/4"	20	F BSPP	ISO 1179-1	BSPP 3/4 FEMALE	HNV 34 GAS F 5	89	3,5	52	2,05	36	1,42
3/4"	20	F BSPP	ISO 1179-1	BSPP 3/4 FEMALE	HNV 34 GAS F 5V	89	3,5	52	2,05	36	1,42
3/4"	20	F NPTF	ANSI B1.20.3	NPTF 3/4 FEMALE	HNV 34 NPT F 5	89	3,5	52	2,05	36	1,42
3/4"	20	F NPTF	ANSI B1.20.3	NPTF 3/4 FEMALE	HNV 34 NPT F 5V	89	3,5	52	2,05	36	1,42
1"	25	F BSPP	ISO 1179-1	BSPP 1 FEMALE	HNV 1 GAS F 5	106	4,17	62	2,44	41	1,61
1"	25	F BSPP	ISO 1179-1	BSPP 1 FEMALE	HNV 1 GAS F 5V	106	4,17	62	2,44	41	1,61
1"	25	F NPTF	ANSI B1.20.3	NPTF 1 FEMALE	HNV 1 NPT F 5	106	4,17	62	2,44	41	1,61
1"	25	F NPTF	ANSI B1.20.3	NPTF 1 FEMALE	HNV 1 NPT F 5V	106	4,17	62	2,44	41	1,61
1-1/2"	37,5	F BSPP	ISO 1179-1	BSPP 1-1/2 FEMALE	HNV112 GAS F 5	126	4,96	75	2,95	65	2,56
1-1/2"	37,5	F BSPP	ISO 1179-1	BSPP 1-1/2 FEMALE	HNV112 GAS F5V	126	4,96	75	2,95	65	2,56
1-1/2"	37,5	F NPTF	ANSI B1.20.3	NPTF 1-1/2 FEMALE	HNV112 NPT F 5	126	4,96	75	2,95	65	2,56

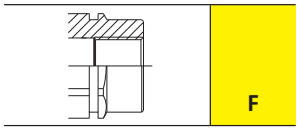

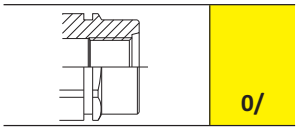

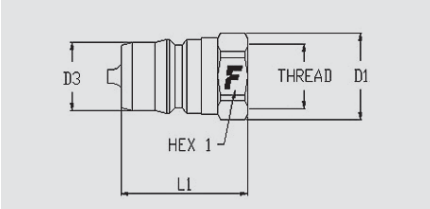

HNV brass

Size		Thread details			MALE								
inch	mm	Thread Type	Standard	Thread	Part Number	L (L1 + Thread) mm	L (L1 + Thread) inch	D1 mm	D1 inch	D3 mm	D3 inch	HEX1 mm	HEX1 inch
1/8"	3,2	F BSPP	ISO 1179-1	BSPP 1/8 FEMALE	HNV 18 GAS M 5	31,5	1,24	18	0,71	10,8	0,43	18	0,71
1/8"	3,2	F BSPP	ISO 1179-1	BSPP 1/8 FEMALE	HNV 18 GAS M 5V	31,5	1,24	18	0,71	10,8	0,43	18	0,71
1/8"	3,2	F NPTF	ANSI B1.20.3	NPTF 1/8 FEMALE	HNV 18 NPT M 5	31,5	1,24	18	0,71	10,8	0,43	16	0,63
1/8"	3,2	F NPTF	ANSI B1.20.3	NPTF 1/8 FEMALE	HNV 18 NPT M 5V	31,5	1,24	18	0,71	10,8	0,43	16	0,63
1/4"	6,3	F BSPP	ISO 1179-1	BSPP 1/4 FEMALE	HNV 14 GAS M 5	35	1,38	21	0,83	14,1	0,56	19	0,75
1/4"	6,3	F BSPP	ISO 1179-1	BSPP 1/4 FEMALE	HNV 14 GAS M 5V	35	1,38	21	0,83	14,1	0,56	19	0,75
1/4"	6,3	F METRIC	ISO 9974-1	M12x1 FEMALE	HNV 14-1210 M5V	35	1,38	21	0,83	14,1	0,56	19	0,75
1/4"	6,3	F NPTF	ANSI B1.20.3	NPTF 1/4 FEMALE	HNV 14 NPT M 5	35	1,38	21	0,83	14,1	0,56	19	0,75
1/4"	6,3	F NPTF	ANSI B1.20.3	NPTF 1/4 FEMALE	HNV 14 NPT M 5V	35	1,38	21	0,83	14,1	0,56	19	0,75
3/8"	10	F BSPP	ISO 1179-1	BSPP 3/8 FEMALE	HNV 38 GAS M 5	39	1,54	24,5	0,96	19	0,75	24	0,94
3/8"	10	F BSPP	ISO 1179-1	BSPP 3/8 FEMALE	HNV 38 GAS M 5V	39	1,54	24,5	0,96	19	0,75	22	0,87
3/8"	10	F NPTF	ANSI B1.20.3	NPTF 3/8 FEMALE	HNV 38 NPT M 5	39	1,54	24,5	0,96	19	0,75	22	0,87
3/8"	10	F NPTF	ANSI B1.20.3	NPTF 3/8 FEMALE	HNV 38 NPT M 5V	39	1,54	24,5	0,96	19	0,75	22	0,87
1/2"	12,5	F BSPP	ISO 1179-1	BSPP 1/2 FEMALE	HNV 12 GAS M 5	44	1,73	30	1,18	23,5	0,93	27	1,06
1/2"	12,5	F BSPP	ISO 1179-1	BSPP 1/2 FEMALE	HNV 12 GAS M 5V	44	1,73	30	1,18	23,5	0,93	27	1,06
1/2"	12,5	F NPTF	ANSI B1.20.3	NPTF 1/2 FEMALE	HNV 12 NPT M 5	44	1,73	30	1,18	23,5	0,93	27	1,06
1/2"	12,5	F NPTF	ANSI B1.20.3	NPTF 1/2 FEMALE	HNV 12 NPT M 5V	44	1,73	30	1,18	23,5	0,93	27	1,06
3/4"	20	F BSPP	ISO 1179-1	BSPP 3/4 FEMALE	HNV 34 GAS M 5	55	2,17	38	1,5	31,5	1,24	34	1,34
3/4"	20	F BSPP	ISO 1179-1	BSPP 3/4 FEMALE	HNV 34 GAS M 5V	55	2,17	38	1,5	31,5	1,24	34	1,34
3/4"	20	F NPTF	ANSI B1.20.3	NPTF 3/4 FEMALE	HNV 34 NPT M 5	55	2,17	38	1,5	31,5	1,24	34	1,34
3/4"	20	F NPTF	ANSI B1.20.3	NPTF 3/4 FEMALE	HNV 34 NPT M 5V	55	2,17	38	1,5	31,5	1,24	34	1,34
1"	25	F BSPP	ISO 1179-1	BSPP 1 FEMALE	HNV 1 GAS M 5	66	2,6	45	1,77	37,8	1,49	41	1,61
1"	25	F BSPP	ISO 1179-1	BSPP 1 FEMALE	HNV 1 GAS M 5V	66	2,6	45	1,77	37,8	1,49	41	1,61
1"	25	F NPTF	ANSI B1.20.3	NPTF 1 FEMALE	HNV 1 NPT M 5V	66	2,6	45	1,77	37,8	1,49	41	1,61
1-1/2"	37,5	F BSPP	ISO 1179-1	BSPP 1-1/2 FEMALE	HNV112 GAS M 5	123,5	4,86	70	2,76	44,5	1,75	65	2,56
1-1/2"	37,5	F BSPP	ISO 1179-1	BSPP 1-1/2 FEMALE	HNV112 GAS M 5V	123,5	4,86	70	2,76	44,5	1,75	65	2,56
1-1/2"	37,5	F NPTF	ANSI B1.20.3	NPTF 1-1/2 FEMALE	HNV112 NPT M 5	123,5	4,86	70	2,76	44,5	1,75	65	2,56

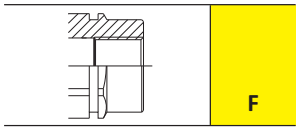

HNV stainless steel

Standard couplings for industrial applications, ISO 7241-B interchange, stainless steel versions

Standard couplings for industrial applications with stainless steel components (AISI 316) and Viton seals. ISO 7241 part B interchange.

Applications

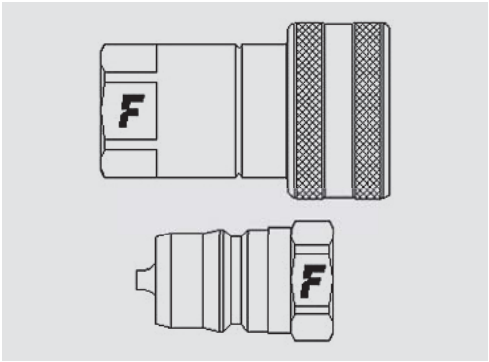

Technical Specifications

Size dash	Size mm	Size inch	Working Pressure (MPa)	Flow Rate (l/min)	Spillage (ml)	Force to Connect (N)	Burst pressure (MPa) Male	Burst pressure (MPa) Female	Burst pressure (MPa) Male + Female
04	6,3	1/4”	35	14	1	65	140	200	200
06	10	3/8”	27	27	1,5	85	110	110	160
08	12,5	1/2”	32	60	2,8	97	150	130	130
12	20	3/4”	25	110	10	120	100	100	165
16	25	1”	21	150	13	180	84	90	100
24	37,5	1-1/2”	14	750	80	185	56	56	60
32	50	2”	9	1600	160	160	38	40	45

Material	**Stainless Steel**
Seals	**VITON**
Working temperatures	**- 20 °C to + 200 °C**
Surface treatment	
Series Interchange	**ISO 7241-B**
Valve Type	**Poppet**
Connection	**Sleeve Retraction**
Disconnection	**Sleeve Retraction**
Connection Under Pressure	**Not Allowed**

Pressure Drop

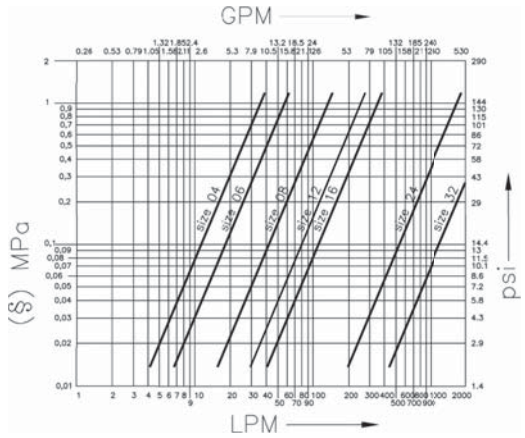

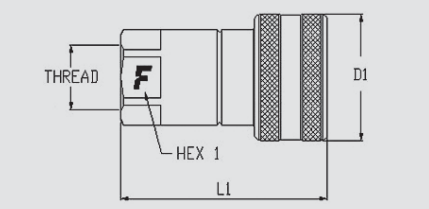

HNV stainless steel

Size		Thread details			FEMALE						
inch	mm	Thread Type	Standard	Thread	Part Number	L (L1 + Thread) mm	L (L1 + Thread) inch	D1 mm	D1 inch	HEX1 mm	HEX1 inch
1/4"	6,3	F BSPP	ISO 1179-1	BSPP 1/4 FEMALE	HNV 14 GAS F 2V	56	2,2	28	1,1	19	0,75
1/4"	6,3	F NPTF	ANSI B1.20.3	NPTF 1/4 FEMALE	HNV 14 NPT F 2V	56	2,2	28	1,1	19	0,75
3/8"	10	F BSPP	ISO 1179-1	BSPP 3/8 FEMALE	HNV 38 GAS F 2V	64	2,52	35	1,38	24	0,94
3/8"	10	F NPTF	ANSI B1.20.3	NPTF 3/8 FEMALE	HNV 38 NPT F 2V	64	2,52	35	1,38	24	0,94
1/2"	12,5	F BSPP	ISO 1179-1	BSPP 1/2 FEMALE	HNV 12 GAS F 2V	71,5	2,81	44	1,73	30	1,18
1/2"	12,5	F NPTF	ANSI B1.20.3	NPTF 1/2 FEMALE	HNV 12 NPT F 2V	71,5	2,81	44	1,73	27	1,06
3/4"	20	F BSPP	ISO 1179-1	BSPP 3/4 FEMALE	HNV 34 GAS F 2V	89	3,5	52	2,05	36	1,42
3/4"	20	F NPTF	ANSI B1.20.3	NPTF 3/4 FEMALE	HNV 34 NPT F 2V	89	3,5	52	2,05	36	1,42
1"	25	F BSPP	ISO 1179-1	BSPP 1 FEMALE	HNV 1 GAS F 2V	106,3	4,19	60	2,36	41	1,61
1"	25	F NPTF	ANSI B1.20.3	NPTF 1 FEMALE	HNV 1 NPT F 2V	106	4,17	60	2,36	41	1,61
1-1/2"	37,5	F BSPP	ISO 1179-1	BSPP 1-1/4 FEMALE	HNV112-114G F2V	126	4,96	75	2,95	65	2,56
1-1/2"	37,5	F NPTF	ANSI B1.20.3	NPTF 1-1/2 FEMALE	HNV112 NPT F 2V	126,3	4,97	75	2,95	65	2,56
1-1/2"	37,5	F NPTF	ANSI B1.20.3	NPTF 1-1/4 FEMALE	HNV112-114N F2V	126	4,96	75	2,95	65	2,56
2"	50	F BSPP	ISO 1179-1	BSPP 2 FEMALE	HNV 2 GAS F 2V	142	5,59	105	4,13	89	3,5
2"	50	F NPTF	ANSI B1.20.3	NPTF 2 FEMALE	HNV 2 NPT F 2V	142	5,59	105	4,13	89	3,5

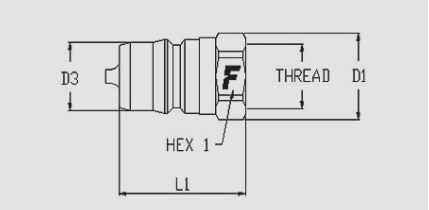

HNV stainless steel

Size		Thread details			MALE								
inch	mm	Thread Type	Standard	Thread	Part Number	L (L1 + Thread) mm	L (L1 + Thread) inch	D1 mm	D1 inch	D3 mm	D3 inch	HEX1 mm	HEX1 inch
1/4"	6,3	F BSPP	ISO 1179-1	BSPP 1/4 FEMALE	HNV 14 GAS M 2V	35	1,38	21	0,83	14,1	0,56	19	0,75
1/4"	6,3	F NPTF	ANSI B1.20.3	NPTF 1/4 FEMALE	HNV 14 NPT M 2V	35	1,38	21	0,83	14,1	0,56	19	0,75
3/8"	10	F BSPP	ISO 1179-1	BSPP 3/8 FEMALE	HNV 38 GAS M 2V	39	1,54	24,5	0,96	19	0,75	22	0,87
3/8"	10	F NPTF	ANSI B1.20.3	NPTF 3/8 FEMALE	HNV 38 NPT M 2V	39	1,54	24,5	0,96	19	0,75	22	0,87
1/2"	12,5	F BSPP	ISO 1179-1	BSPP 1/2 FEMALE	HNV 12 GAS M 2V	44	1,73	30	1,18	23,5	0,93	27	1,06
1/2"	12,5	F NPTF	ANSI B1.20.3	NPTF 1/2 FEMALE	HNV 12 NPT M 2V	44	1,73	30	1,18	23,5	0,93	27	1,06
3/4"	20	F BSPP	ISO 1179-1	BSPP 3/4 FEMALE	HNV 34 GAS M 2V	55	2,17	38	1,5	31,5	1,24	34	1,34
3/4"	20	F NPTF	ANSI B1.20.3	NPTF 3/4 FEMALE	HNV 34 NPT M 2V	55	2,17	38	1,5	31,5	1,24	34	1,34
1"	25	F BSPP	ISO 1179-1	BSPP 1 FEMALE	HNV 1 GAS M 2V	66	2,6	45	1,77	37,8	1,49	41	1,61
1"	25	F NPTF	ANSI B1.20.3	NPTF 1 FEMALE	HNV 1 NPT M 2V	66	2,6	45	1,8	37,8	1,49	41	1,61
1-1/2"	37,5	F BSPP	ISO 1179-1	BSPP 1-1/4 FEMALE	HNV112-114G M2V	126	4,96	70	2,76	44,5	1,75	65	2,56
1-1/2"	37,5	F NPTF	ANSI B1.20.3	NPTF 1-1/2 FEMALE	HNV112 NPT M 2V	125	4,92	71	2,8	44,5	1,8	65	2,56
1-1/2"	37,5	F NPTF	ANSI B1.20.3	NPTF 1-1/4 FEMALE	HNV112-114N M2V	126	4,96	70	2,76	44,5	1,75	65	2,56
2"	50	F BSPP	ISO 1179-1	BSPP 2 FEMALE	HNV 2 GAS M 2V	142	5,59	97	3,82	63,2	2,49	89	3,5
2"	50	F NPTF	ANSI B1.20.3	NPTF 2 FEMALE	HNV 2 NPT M 2V	142	5,59	97	3,82	63,2	2,49	89	3,5

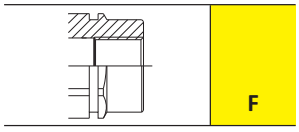

HNV stainless steel accessories

PVC dust caps

Plugs suitable for FEMALE

Size			Plug Details	
inch	mm	dash	Part number	Colour
1/4"	6,3	04	TMH 14	red
1/4"	6,3	04	TMH 14 N	black
3/8"	10	06	TMH 38	red
3/8"	10	06	TMH 38 A	orange
3/8"	10	06	TMH 38 B	blue
3/8"	10	06	TMH 38 G	yellow
1/2"	12,5	08	TMH 12	red
3/4"	20	12	TMH 34	red
3/4"	20	12	TMH 34 N	black
1"	25	16	TMH 1	red

Caps suitable for MALE

Size			Cap Details	
inch	mm	dash	Part number	Colour
1/4"	6,3	04	TFH 14	red
1/4"	6,3	04	TFH 14 N	black
3/8"	10	06	TFH 38	red
3/8"	10	06	TFH 38 A	orange
3/8"	10	06	TFH 38 B	blue
3/8"	10	06	TFH 38 G	yellow
3/8"	10	06	TFH 38 N	black
1/2"	12,5	08	TFH 12	red
3/4"	20	12	TFH 34	red
3/4"	20	12	TFH 34 N	black
1"	25	16	TFH 1	red

Aluminium dust caps

Plugs suitable for FEMALE

Size			Plug Details	
inch	mm	dash	Part number	Colour
1/4"	6,3	04	TMH 14 S	
1-1/2"	37,5	24	TMH112 S	
2"	50	32	TMH 2 S	

Caps suitable for MALE

Size			Cap Details	
inch	mm	dash	Part number	Colour
1/4"	6,3	04	TFH 14 S	
1-1/2"	37,5	24	TFH112 S	
2"	50	32	TFH 2 S	

Seal Kits

For Female

Size			Seal Details	
inch	mm	dash	Material	Part Number
1/4"	6,3	04	FKM; PTFE	SK HNV 14 V
3/8"	10	06	FKM; PTFE	SK HNV 38 V
1/2"	12,5	08	NBR; PTFE	SK HNV 12 V
3/4"	20	12	FKM; PTFE	SK HNV 34 V
1"	25	16	FKM; PTFE	SK HNV 1 V
1-1/2"	37,5	24	FKM	SK HNV 112 V
2"	50	32	FKM	SK HNV 2 V

Every seals kit is composed of 5 or 10 pcs.

TNV

Standard couplings, US interchange.

TNV series couplings are commonly used in US market as an alternative to standard series. Their valves have been designed to help flow and to allow connection with TNL parts (free flow) same series.

Applications

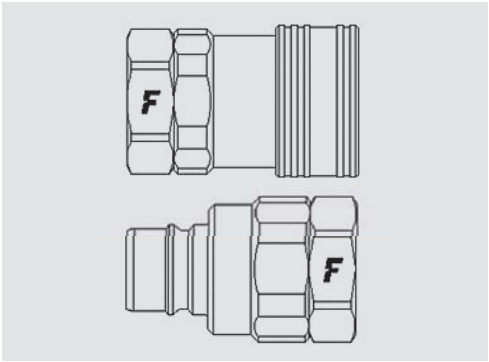

Technical Specifications

dash	Size mm	Size inch	Working Pressure (MPa)	Flow Rate (l/min)	Spillage (ml)	Force to Connect (N)	Burst pressure (MPa) Male	Burst pressure (MPa) Female	Burst pressure (MPa) Male + Female
04	6,3	1/4”	27	22	2	60	160	110	110
06	10	3/8”	30	65	3	60	180	120	160
08	12,5	1/2”	22	75	4	92	90	88	88
12	20	3/4”	19	170	14	110	76	76	76
16	25	1”	15	280	20	100	60	60	60
20	31,5	1-1/4”	10	450	45	110	50	50	40
24	37,5	1-1/2”	11	450	80	150	45	45	45

Material	**Steel**
Seals	**NBR**
Working temperatures	**- 25 °C to + 125 °C**
Surface treatment	**MATE 500 (CrIII)**
Series Interchange	**MARKET**
Valve Type	**Poppet**
Connection	**Sleeve Retraction**
Disconnection	**Sleeve Retraction**
Connection Under Pressure	**Not Allowed**

Pressure Drop

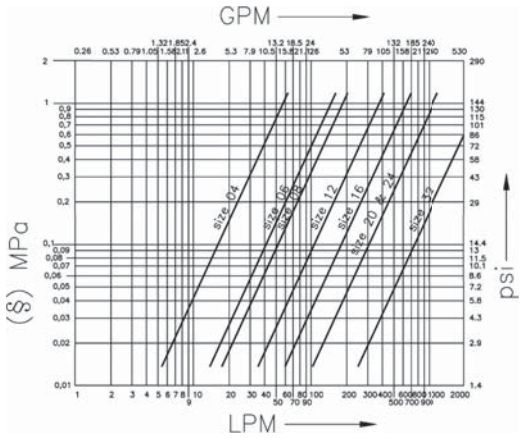

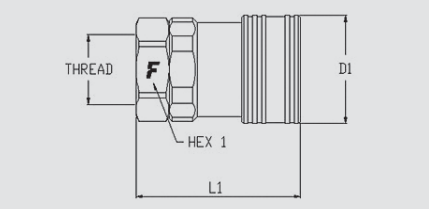

TNV

Size		Thread details			FEMALE						
inch	mm	Thread Type	Standard	Thread	Part Number	L (L1 + Thread) mm	L (L1 + Thread) inch	D1 mm	D1 inch	HEX1 mm	HEX1 inch
1/4"	6,3	F NPTF	ANSI B1.20.3	NPTF 1/4 FEMALE	TNV 04 NPT F	50	1,97	24	0,94	22	0,87
3/8"	10	F NPTF	ANSI B1.20.3	NPTF 3/8 FEMALE	TNV 06 NPT F	57	2,24	27	1,06	24	0,94
1/2"	12,5	F NPTF	ANSI B1.20.3	NPTF 1/2 FEMALE	TNV 08 NPT F	65	2,56	34	1,34	30	1,18
3/4"	20	0/ BSPP	BS 5380	BSPP 3/4 FEMALE ORB	TNV120/34GAS F	64	2,52	42	1,65	36	1,42
3/4"	20	0/ SAE	ISO 11926-1	1-1/16"-12 UN FEMALE ORB	TNV120/1116UN F	64	2,52	42	1,65	36	1,42
3/4"	20	F NPTF	ANSI B1.20.3	NPTF 34 FEMALE	TNV 12 NPT F	64	2,52	42	1,65	36	1,42
1"	25	0/ BSPP	BS 5380	BSPP 1 FEMALE ORB	TNV160/1GAS F	71	2,8	50,5	1,99	46	1,81
1"	25	F NPTF	ANSI B1.20.3	NPTF 1 FEMALE	TNV 16 NPT F	71	2,8	50,5	1,99	46	1,81
1-1/4"	31,5	F NPTF	ANSI B1.20.3	NPTF 1-1/4 FEMALE	TNV 20 NPT F	97	3,82	56	2,2	50	1,97
1-1/2"	37,5	F NPTF	ANSI B1.20.3	NPTF 1-1/2 FEMALE	TNV 24 NPT F	91	3,58	70	2,76	65	2,56

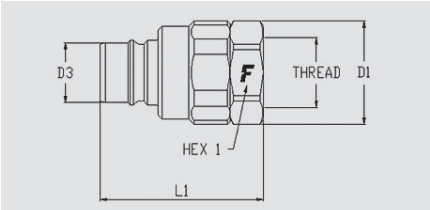

TNV

Size		Thread details			MALE								
inch	mm	Thread Type	Standard	Thread	Part Number	L (L1 + Thread) mm	L (L1 + Thread) inch	D1 mm	D1 inch	D3 mm	D3 inch	HEX1 mm	HEX1 inch
1/4"	6,3	F NPTF	ANSI B1.20.3	NPTF 1/4 FEMALE	TNV 04 NPT M	49	1,93	24	0,94	10,8	0,43	22	0,87
3/8"	10	F NPTF	ANSI B1.20.3	NPTF 3/8 FEMALE	TNV 06 NPT M	57	2,24	27	1,06	12,9	0,51	30	1,18
1/2"	12,5	F NPTF	ANSI B1.20.3	NPTF 1/2 FEMALE	TNV 08 NPT M	63	2,48	34	1,34	16	0,63	30	1,18
3/4"	20	0/ BSPP	BS 5380	BSPP 3/4 FEMALE ORB	TNV120/34GAS M	64	2,52	42	1,65	23,3	0,92	36	1,42
3/4"	20	0/ SAE	ISO 11926-1	1-1/16"-12 UN FEMALE ORB	TNV120/1116UN M	64	2,52	42	1,65	23,3	0,92	36	1,42
3/4"	20	01/ SAE	ISO 6149-2	1-1/16"-12 UN MALE JIC	TNV121/1116UN M	64	2,52	42	1,65	23,3	0,92	36	1,42
3/4"	20	F NPTF	ANSI B1.20.3	NPTF 34 FEMALE	TNV 12 NPT M	64	2,52	42	1,65	23,3	0,92	36	1,42
1"	25	0/ BSPP	BS 5380	BSPP 1 FEMALE ORB	TNV160/1GAS M	68	2,68	50,5	1,99	29,7	1,17	46	1,81
1"	25	F NPTF	ANSI B1.20.3	NPTF 1 FEMALE	TNV 16 NPT M	68	2,68	50,5	1,99	29,7	1,17	46	1,81
1-1/4"	31,5	F NPTF	ANSI B1.20.3	NPTF 1-1/4 FEMALE	TNV 20 NPT M	91	3,58	56	2,2	36,1	1,42	50	1,97
1-1/2"	37,5	F NPTF	ANSI B1.20.3	NPTF 1-1/2 FEMALE	TNV 24 NPT M	85	3,35	70	2,76	43,5	1,71	65	2,56

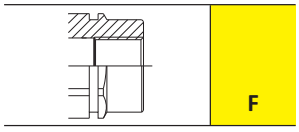

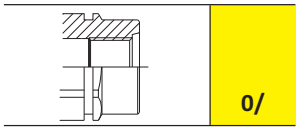

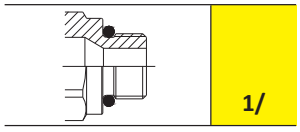

TNV accessories

PVC dust caps

Plugs suitable for FEMALE

Size			Plug Details	
inch	mm	dash	Part number	Colour
1/4"	6,3	04	TMH 14	red
1/4"	6,3	04	TMH 14 N	black
3/8"	10	06	TMA 38	yellow
3/8"	10	06	TMA 38 A	orange
3/8"	10	06	TMA 38 B	blue
3/8"	10	06	TMA 38 N	black
3/8"	10	06	TMA 38 R	red
3/8"	10	06	TMA 38 V	green
1/2"	12,5	08	TMH 12	red
3/4"	20	12	TMH 34	red
3/4"	20	12	TMH 34 N	black
1"	25	16	TMH 1	red

Caps suitable for MALE

Size			Cap Details	
inch	mm	dash	Part number	Colour
1/4"	6,3	04	TFH 14 N	black
1/4"	6,3	04	TFH 14	red
3/8"	10	06	TFA 38 N	black
3/8"	10	06	TFH 38 N	black
3/8"	10	06	TFA 38 B	blue
3/8"	10	06	TFH 38 B	blue
3/8"	10	06	TFA 38 V	green
3/8"	10	06	TFA 38 A	orange
3/8"	10	06	TFH 38 A	orange
3/8"	10	06	TFA 38 R	red
3/8"	10	06	TFH 38	red
3/8"	10	06	TFA 38	yellow
3/8"	10	06	TFH 38 G	yellow
1/2"	12,5	08	TFH 12	red
3/4"	20	12	TFH 34 N	black
3/4"	20	12	TFH 34	red

Seal Kits

For Female

Size			Seal Details	
inch	mm	dash	Material	Part Number
1/4"	6,3	04	NBR; PTFE	SK TNV 04
3/8"	10	06	NBR; PTFE	SK TNV 06
1/2"	12,5	08	NBR; PTFE	SK TNV 08
1/2"	12,5	08	NBR; PTFE	SK TNV 12
1"	25	16	NBR; PTFE	SK TNV 16
1-1/4"	31,5	20	NBR; PTFE	SK TNV 20
1-1/2"	37,5	24	NBR; PTFE	SK TNV 24
2"	50	32	NBR	SK TNV 32

Every seals kit is composed of 5 or 10 pcs.

TNL brass

Standard couplings, US interchange, free flow, brass versions.

TNL series couplings are commonly used in US market as an alternative to standard series. Assembled without internal valves they have been designed to maximize flow. Fully interchangeable with TNV versions. Brass construction.

Applications

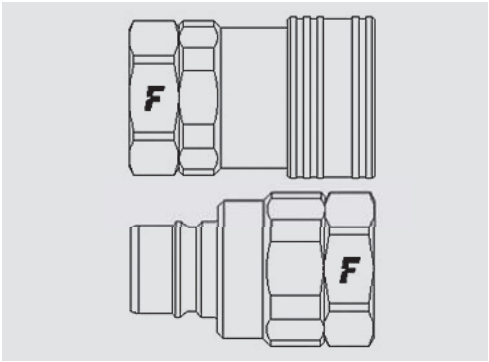

Technical Specifications

Size dash	Size mm	Size inch	Working Pressure (MPa)	Flow Rate (l/min)	Spillage (ml)	Force to Connect (N)	Burst pressure (MPa) Male	Burst pressure (MPa) Female	Burst pressure (MPa) Male + Female
16	25	1”	7,5	280	0	100			30
24	37,5	1-1/2”	5,5	450	0	150			22

Material	**Brass**
Seals	**NBR**
Working temperatures	**- 25 °C to + 125 °C**
Surface treatment	
Series Interchange	**MARKET**
Valve Type	**None**
Connection	**Sleeve Retraction**
Disconnection	**Sleeve Retraction**
Connection Under Pressure	**Not Allowed**

Pressure Drop

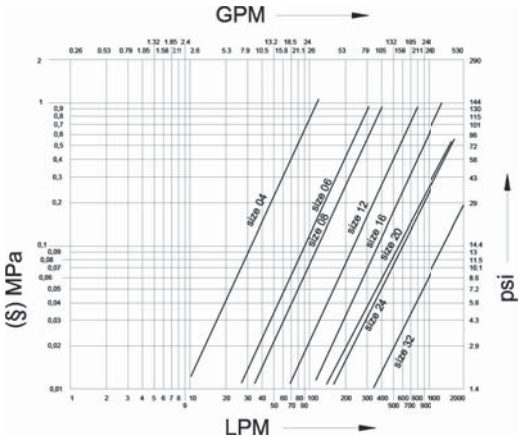

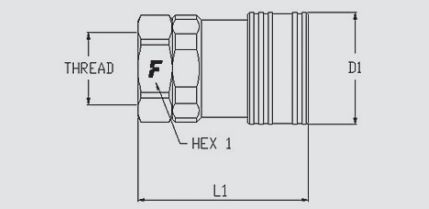

TNL brass

Size		Thread details			FEMALE						
inch	mm	Thread Type	Standard	Thread	Part Number	L (L1 + Thread) mm	L (L1 + Thread) inch	D1 mm	D1 inch	HEX1 mm	HEX1 inch
1"	25	F NPTF	ANSI B1.20.3	NPTF 1 FEMALE	TNL 16 NPT F 5	71	2,8	50,5	1,99	46	1,81
1-1/2"	37,5	F BSPP	ISO 1179-1	BSPP 1-1/2 FEMALE	TNL 24 GAS F 5	91	3,58	70	2,76	65	2,56

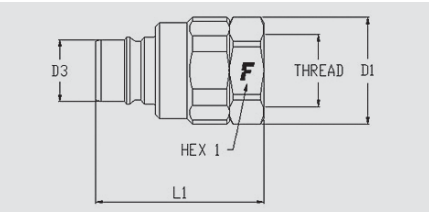

Size		Thread details			MALE								
inch	mm	Thread Type	Standard	Thread	Part Number	L (L1 + Thread) mm	L (L1 + Thread) inch	D1 mm	D1 inch	D3 mm	D3 inch	HEX1 mm	HEX1 inch
1"	25	F NPTF	ANSI B1.20.3	NPTF 1 FEMALE	TNL 16 NPT M 5	68	2,68	50,5	1,99	29,7	1,17	46	1,81
1-1/2"	37,5	F BSPP	ISO 1179-1	BSPP 1-1/2 FEMALE	TNL 24 GAS M 5	85	3,35	70	2,76	43,5	1,71	65	2,56

Accessories

PVC dust caps

Plugs suitable for FEMALE

Caps suitable for MALE

Size			Plug Details		Size			Cap Details	
inch	mm	dash	Part number	Colour	inch	mm	dash	Part number	Colour
1"	25	16	TMH 1	red	1"	25	16	TFH 1	red

Aluminium dust caps

Plugs suitable for FEMALE

Caps suitable for MALE

Size			Plug Details		Size			Cap Details	
inch	mm	dash	Part number	Colour	inch	mm	dash	Part number	Colour
1-1/2"	37,5	24	TMH112 S		1-1/2"	37,5	24	TFH112 S	

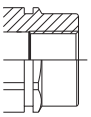

F

Agriculture

AGRI	pag 55
PV	pag 57
PS	pag 59
CPV	pag 61
CFPV	pag 65
CNV	pag 69
2NV	pag 73
2NS	pag 75
3CNV	pag 77
3NV	pag 81
3CPV	pag 85
3CFPV	pag 89
4PV	pag 93
4CPV	pag 95
4SRPV	pag 97
4NV	pag 101
6DNPV	pag 105
Cartridges	pag 107
VA	pag 109
VF	pag 111
FPI-5FPI	pag 115

AGRI

Male coupling for agriculture, ISO 7241-A size 12,5 interchange.

The most popular male coupling for agricultural applications.
Interchangeable according to ISO 7241-1 part A, size 1/2".

Applications

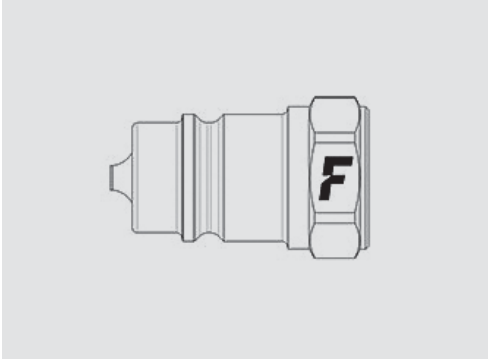

Technical Specifications

Size dash	Size mm	Size inch	Working Pressure (MPa)	Flow Rate (l/min)	Spillage (ml)	Force to Connect (N)	Burst pressure (MPa) Male	Burst pressure (MPa) Female	Burst pressure (MPa) Male + Female
08	12,5	1/2"	25	60	1,8	80	100		130

Material	**Steel**
Seals	**NBR**
Working temperatures	**- 25 °C to + 125 °C**
Surface treatment	**MATE 500 (CrIII)**
Series Interchange	**ISO 7241-A**
Valve Type	**Poppet**
Connection	
Disconnection	
Connection Under Pressure	**Not Allowed**

Pressure Drop

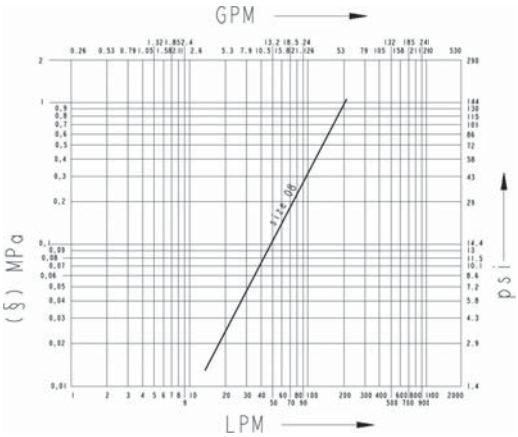

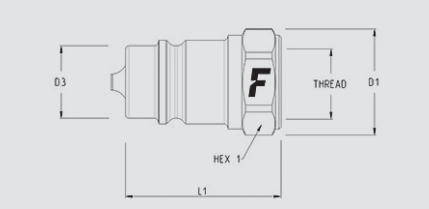

AGRI

Size		Thread details			MALE									
inch	mm	Thread Type	Standard	Thread	Part Number	L (L1 + Thread) mm	L (L1 + Thread) inch	D1 mm	D1 inch	D3 mm	D3 inch	HEX1 mm	HEX1 inch
1/2"	12,5	F BSPP	ISO 1179-1	BSPP 1/2 FEMALE	AGRI 12 GAS M	44	1,73	30	1,18	20,5	0,81	27	1,06

Accessories

PVC dust caps

Caps suitable for MALE

Size			Cap Details	
inch	mm	dash	Part number	Colour
1/2"	12,5	08	TF 12	blue
1/2"	12,5	08	TF 12 A	orange
1/2"	12,5	08	TF 12 G	yellow
1/2"	12,5	08	TF 12 GR	grey
1/2"	12,5	08	TF 12 M	brown
1/2"	12,5	08	TF 12 N	black
1/2"	12,5	08	TF 12 R	red
1/2"	12,5	08	TF 12 V	green

Aluminium dust caps

Caps suitable for MALE

Size			Cap Details	
inch	mm	dash	Part number	Colour
1/2"	12,5	08	TF 12 S	

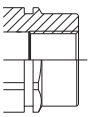

F

CPV

Push-pull female couplings for agriculture, panel mounting.

Push-pull couplings, designed for panel mounting installation.
A wide range of threaded adapters is available. Breakaway function.
ISO 7241-1 part A interchange.

Applications

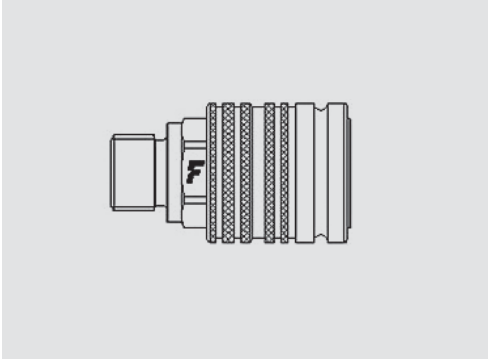

Technical Specifications

Size dash	Size mm	Size inch	Working Pressure (MPa)	Flow Rate (l/min)	Spillage (ml)	Force to Connect (N)	Burst pressure (MPa) Male	Burst pressure (MPa) Female	Burst pressure (MPa) Male + Female
06	10	3/8”	27	24	1,3	120		130	110
08	12,5	1/2”	25	75	1,8	110		120	100
16	25	1”	22	270	13	220		110	90

Material	**Steel**
Seals	**NBR**
Working temperatures	**- 25 °C to + 125 °C**
Surface treatment	**MATE 500 (CrIII)**
Series Interchange	**ISO 7241-A**
Valve Type	**Poppet**
Connection	**Push to Connect***
Disconnection	**Pull to Disconnect***
Connection Under Pressure	**Not Allowed**

*** If panel mounted through the sleeve. Otherwise sleeve retraction.**

Pressure Drop

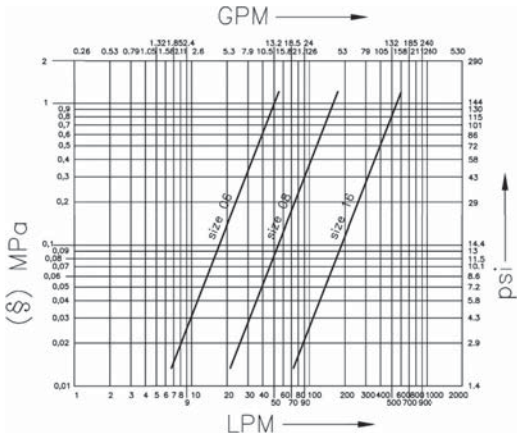

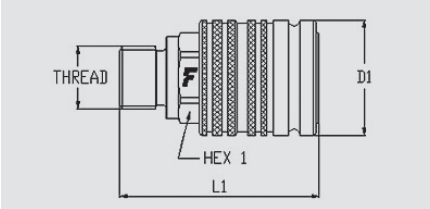

CPV

Size		Thread details			FEMALE						
inch	mm	Thread Type	Standard	Thread	Part Number	L (L1 + Thread) mm	L (L1 + Thread) inch	D1 mm	D1 inch	HEX1 mm	HEX1 inch
3/8"	10	01/ METRIC	ISO 6149-2	M16x1,5 MALE	CPV061/1615 F	62	2,44	33	1,3	24	0,94
3/8"	10	02/ METRIC	ISO 8434-1-L	M12x1,5 MALE 6L	CPV062/1215 F	60,7	2,39	33	1,3	24	0,94
3/8"	10	02/ METRIC	ISO 8434-1-L	M16x1,5 MALE 10L	CPV062/1615 F	61,7	2,43	33	1,3	24	0,94
3/8"	10	07/ METRIC	ISO 8434-1-L	M14x1,5 MALE BULKHEAD SHORT 8L	CPV067/1415 F	76,7	3,02	33	1,3	24	0,94
3/8"	10	F BSPP	ISO 1179-1	BSPP 1/2 FEMALE	CPV06 12 GAS F	65,5	2,58	33	1,3	24	0,94
3/8"	10	F BSPP	ISO 1179-1	BSPP 3/8 FEMALE	CPV06 38 GAS F	64,5	2,54	33	1,3	24	0,94
1/2"	12,5	0/ BSPP	BS 5380	1/2 BSP FEMALE ORB	CPV080/12GAS F	66,3	2,61	38	1,5	27	1,06
1/2"	12,5	0/ BSPP	BS 5380	3/8 BSP FEMALE ORB	CPV080/38GAS F	62,3	2,45	38	1,5	27	1,06
1/2"	12,5	0/ METRIC	ISO 6149-1	M18x1,5 FEMALE ORB	CPV080/1815 F	62,3	2,45	38	1,5	27	1,06
1/2"	12,5	0/ METRIC	ISO 6149-1	M22x1,5 FEMALE ORB	CPV080/2215 F	66,3	2,61	38	1,5	27	1,06
1/2"	12,5	0/ SAE	ISO 11926-1	3/4"-16 UNF FEMALE ORB	CPV080/12SAE F	66,3	2,61	38	1,5	27	1,06
1/2"	12,5	0/ SAE	ISO 11926-1	7/8"-14 UNF FEMALE ORB	CPV080/58SAE F	62,3	2,45	38	1,5	27	1,06
1/2"	12,5	01/ METRIC	ISO 6149-2	M22x1,5 MALE	CPV081/2215 F	66,3	2,61	38	1,5	27	1,06
1/2"	12,5	01/ SAE	ISO 11926-3	3/4"-16 UNF MALE	CPV081/12SAE F	62,4	2,46	38	1,5	27	1,06
1/2"	12,5	02/ METRIC	ISO 8434-1-L	M14x1,5 MALE 8L	CPV082/1415 F	64,3	2,53	38	1,5	27	1,06
1/2"	12,5	02/ METRIC	ISO 8434-1-L	M16x1,5 MALE 10L	CPV082/1615 F	63,8	2,51	38	1,5	27	1,06
1/2"	12,5	02/ METRIC	ISO 8434-1-L	M18x1,5 MALE 12L	CPV082/1815 F	62,3	2,45	38	1,5	27	1,06
1/2"	12,5	02/ METRIC	ISO 8434-1-L	M20x1,5 MALE 12S	CPV082/2015 F	63,3	2,49	38	1,5	27	1,06
1/2"	12,5	02/ METRIC	ISO 8434-1-L	M22x1,5 MALE 15L	CPV082/2215 F	62,3	2,45	38	1,5	27	1,06
1/2"	12,5	02/ METRIC	ISO 8434-1-L	M26x1,5 MALE 18L	CPV082/2615 F	62,3	2,45	38	1,5	27	1,06
1/2"	12,5	03/ METRIC	ISO 8434-1-S	M20x1.5 MALE 12S	CPV083/2015 F	62,3	2,45	38	1,5	27	1,06
1/2"	12,5	03/ METRIC	ISO 8434-1-S	M24x1,5 MALE 16S	CPV083/2415 F	65,3	2,57	38	1,5	27	1,06
1/2"	12,5	04/ BSPP	ISO 8434-6	60° 1/2" BSPP MALE BULKHEAD	CPV084/12GAS F	87,8	3,46	38	1,5	27	1,06
1/2"	12,5	04/ BSPP	ISO 8434-6	60° 3/8" BSPP MALE BULKHEAD	CPV084/38GAS F	87,8	3,46	38	1,5	27	1,06
1/2"	12,5	05/ METRIC	ISO 8434-1-L	M16x1,5 MALE BULKHEAD 10L	CPV085/1615 F	86,3	3,4	38	1,5	27	1,06
1/2"	12,5	05/ METRIC	ISO 8434-1-L	M18x1,5 MALE BULKHEAD 12L	CPV085/1815 F	86,3	3,4	38	1,5	27	1,06

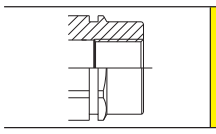
F

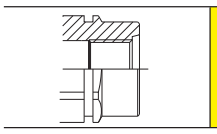
0/

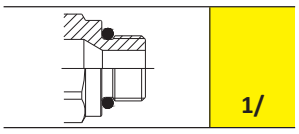
1/

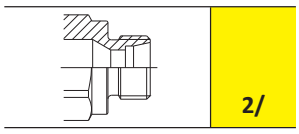
2/

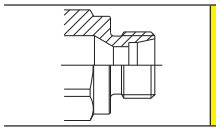
3/

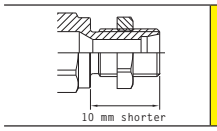

7/

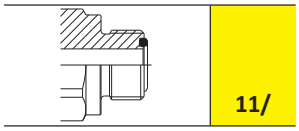
11/

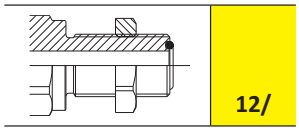
12/

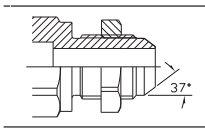

14/

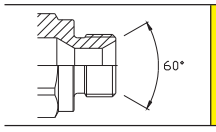

16/

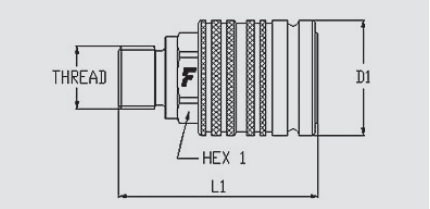

CPV

Size		Thread details			FEMALE						
inch	mm	Thread Type	Standard	Thread	Part Number	L (L1 + Thread) mm	L (L1 + Thread) inch	D1 mm	D1 inch	HEX1 mm	HEX1 inch
1/2"	12,5	05/ METRIC	ISO 8434-1-L	M22x1,5 MALE BULKHEAD 15L	CPV085/2215 F	86,3	3,4	38	1,5	27	1,06
1/2"	12,5	06/ METRIC	ISO 8434-1-S	M20x1.5 MALE BULKHEAD 12S	CPV086/2015 F	86,3	3,4	40	1,57	27	1,06
1/2"	12,5	07/ METRIC	ISO 8434-1-L	M16x1,5 MALE BULKHEAD SHORT 10L	CPV087/1615 F	78,8	3,1	38	1,5	27	1,06
1/2"	12,5	07/ METRIC	ISO 8434-1-L	M18x1.5 MALE BULKHEAD SHORT 12L	CPV087/1815 F	77,3	3,04	38	1,5	27	1,06
1/2"	12,5	07/ METRIC	ISO 8434-1-L	M22x1.5 MALE BULKHEAD SHORT 15L	CPV087/2215 F	77,3	3,04	38	1,5	27	1,06
1/2"	12,5	07/ METRIC	ISO 8434-1-L	M26x1.5 MALE BULKHEAD SHORT 18L	CPV087/2615 F	90,8	3,57	40	1,57	30	1,18
1/2"	12,5	11/ SAE	ISO 8434-3	13/16"-16 UN MALE ORFS	CPV0811/12SAEF	64,1	2,52	38	1,5	27	1,06
1/2"	12,5	12/ SAE	ISO 8434-3	1"-14 UNS MALE BULKHEAD ORFS	CPV0812/58SAEF	96	3,78	38	1,5	34	1,34
1/2"	12,5	12/ SAE	ISO 8434-3	13/16"-16 UN MALE BULKHEAD ORFS	CPV0812/12SAEF	85,8	3,38	38	1,5	27	1,06
1/2"	12,5	14/ SAE	ISO 8434-2	3/4"-16 UN MALE BULKHEAD JIC	CPV0814/12SAEF	87,9	3,46	38	1,5	27	1,06
1/2"	12,5	16/ BSPP	ISO 8434-6	60° 1/2 BSPP MALE	CPV0816/12GASF	65	2,56	38	1,5	27	1,06
1/2"	12,5	16/ METRIC	ISO 8434-6	60° 18x1,5 METRIC MALE	CPV0816/1815 F	65,3	2,57	38	1,5	27	1,06
1/2"	12,5	F BSPP	ISO 1179-1	BSPP 3/8 FEMALE	CPV08 38 GAS F	62,3	2,45	30	1,18	27	1,06
1/2"	12,5	F METRIC	ISO 9974-1	M22x1,5 FEMALE	CPV08 2215 F	66	2,6	38	1,5	27	1,06
1"	25	0/ BSPP	BS 5380	1 BSP FEMALE ORB	CPV160/1GAS F	100,3	3,95	54	2,13	42	1,65
1"	25	0/ BSPP	BS 5380	3/4 BSP FEMALE ORB	CPV160/34GAS F	97,3	3,83	54	2,13	38	1,5
1"	25	0/ SAE	ISO 11926-1	1-5/16"-12 UN FEMALE ORB	CPV16 1SAE F	100,3	3,95	54	2,13	42	1,65
1"	25	02/ METRIC	ISO 8434-1-L	M26x1,5 MALE 18L	CPV162/2615 F	96,3	3,79	54	2,13	38	1,5
1"	25	02/ METRIC	ISO 8434-1-L	M30x2 MALE 22L	CPV162/302 F	96,8	3,81	54	2,13	38	1,5
1"	25	03/ METRIC	ISO 8434-1-S	M30x2 MALE 20S	CPV163/302 F	100,3	3,95	54	2,13	38	1,5
1"	25	05/ METRIC	ISO 8434-1-L	M26x1,5 MALE BULKHEAD 18L	CPV165/2615 F	124,3	4,89	54	2,13	38	1,5
1"	25	05/ METRIC	ISO 8434-1-L	M30x2 MALE BULKHEAD 22L	CPV165/302 F	116,8	4,6	54	2,13	41	1,61
1"	25	05/ METRIC	ISO 8434-1-L	M36x2 MALE BULKHEAD 28L	CPV165/362 F	113,8	4,48	54	2,13	42	1,65
1"	25	F BSPP	ISO 1179-1	BSPP 1 FEMALE	CPV16 1GAS F	102,3	4,03	54	2,13	42	1,65
1"	25	F BSPP	ISO 1179-1	BSPP 3/4 FEMALE	CPV16 34GAS F	97,3	3,83	54	2,13	38	1,5

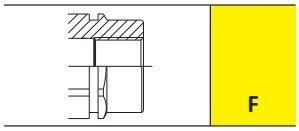
F

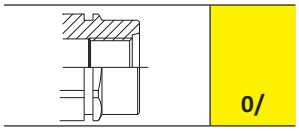
0/

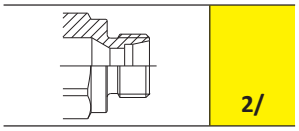
2/

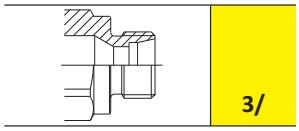
3/

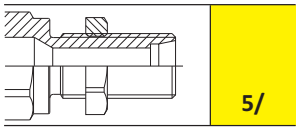
5/

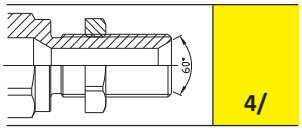

4/

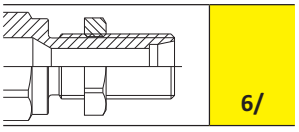
6/

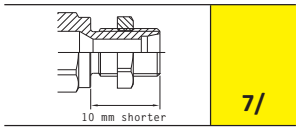

7/

CPV Accessories

PVC Plugs suitable for FEMALE

Size			Plug Details	
inch	mm	dash	Part number	Colour
3/8"	10	06	TMA 38	yellow
3/8"	10	06	TMA 38 A	orange
3/8"	10	06	TMA 38 B	blue
3/8"	10	06	TMA 38 N	black
3/8"	10	06	TMA 38 R	red
3/8"	10	06	TMA 38 V	green
1/2"	12,5	08	TM 12 L	blue
1/2"	12,5	08	TM 12 L/A	orange
1/2"	12,5	08	TM 12 L/G	yellow
1/2"	12,5	08	TM 12 L/M	brown
1/2"	12,5	08	TM 12 L/N	black
1/2"	12,5	08	TM 12 L/R	red
1/2"	12,5	08	TM 12 L/V	green
1"	25	16	TMA 1	yellow
1"	25	16	TMA 1 N	black
1"	25	16	TMA 1 R	red



PVC Plugs suitable for FEMALE

Size			Plug Details	
inch	mm	dash	Part number	Colour
1/2"	12,5	08	TM 12-38	blue
1/2"	12,5	08	TM 12-38 G	yellow
1/2"	12,5	08	TM 12-38 GR	grey
1/2"	12,5	08	TM 12-38 M	brown
1/2"	12,5	08	TM 12-38 N	black
1/2"	12,5	08	TM 12-38 R	red
1/2"	12,5	08	TM 12-38 V	green

Aluminium plugs suitable for FEMALE

Size			Plug Details	
inch	mm	dash	Part number	Colour
1/2"	12,5	08	TM 12 S	

Seal Kits

For Female

Size			Seal Details	
inch	mm	dash	Material	Part Number
3/8"	10	06	NBR; PTFE	SK ANV 38
1/2"	12,5	08	NBR; PTFE	SK NV 12
1"	25	16	NBR; PTFE	SK ANV 1

Every seals kit is composed of 5 or 10 pcs.

CNV

Male couplings for agriculture, suitable for CPV female parts, ISO 7241-A interchange.

Standard male couplings for agriculture applications.
Wide range of male threads available. ISO 7241-1 part A interchange.

Applications

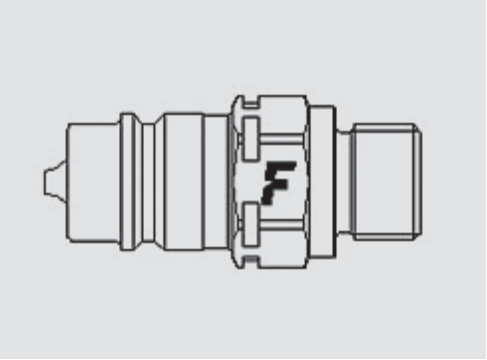

Technical Specifications

Size dash	Size mm	Size inch	Working Pressure (MPa)	Flow Rate (l/min)	Spillage (ml)	Force to Connect (N)	Burst pressure (MPa) Male	Burst pressure (MPa) Female	Burst pressure (MPa) Male + Female
06	10	3/8”	27	24	1,3	120	115		110
08	12,5	1/2”	25	75	1,8	110	100		100
12	20	3/4”	25	160	8	250	100		100
16	25	1”	22	270	13	220	100		90

Material	**Steel**
Seals	**NBR**
Working temperatures	**- 25 °C to + 125 °C**
Surface treatment	**MATE 500 (CrIII)**
Series Interchange	**ISO 7241-A**
Valve Type	**Poppet**
Connection	
Disconnection	
Connection Under Pressure	**Not Allowed**

Pressure Drop

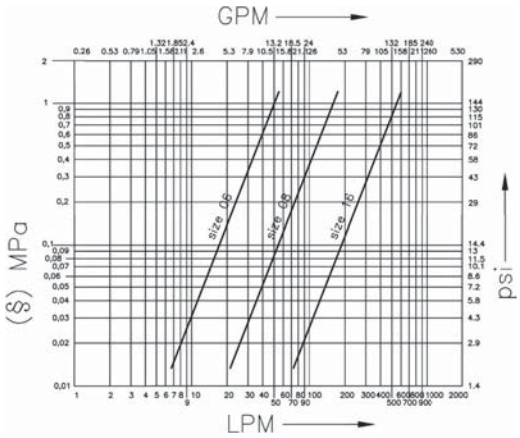

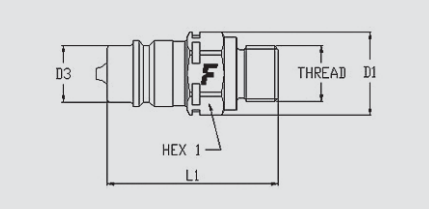

CNV

Size		Thread details			MALE								
inch	mm	Thread Type	Standard	Thread	Part Number	L (L1 + Thread) mm	L (L1 + Thread) inch	D1 mm	D1 inch	D3 mm	D3 inch	HEX1 mm	HEX1 inch
3/8"	10	0/ METRIC	ISO 6149-1	M14x1,5 FEMALE ORB	CNV060/1415 M	53	2,09	26	1,02	17,2	0,68	24	0,94
3/8"	10	01/ SAE	ISO 11926-3	3/4"-16 UNF MALE	CNV061/12SAE M	53	2,09	26	1,02	17,2	0,68	24	0,94
3/8"	10	02/ METRIC	ISO 8434-1-L	M16x1,5 MALE 10L	CNV062/1615 M	54,2	2,13	26	1,02	17,2	0,68	24	0,94
3/8"	10	02/ METRIC	ISO 8434-1-L	M18x1,5 MALE 12L	CNV062/1815 M	54,2	2,13	26	1,02	17,2	0,68	24	0,94
3/8"	10	07/ METRIC	ISO 8434-1-L	M18x1.5 MALE BULKHEAD SHORT 12L	CNV067/1815 M	69,2	2,72	27	1,06	17,2	0,68	24	0,94
1/2"	12,5	0/ BSPP	BS 5380	3/8 BSP FEMALE ORB	CNV080/38GAS M	57	2,24	30	1,18	20,5	0,81	27	1,06
1/2"	12,5	0/ METRIC	ISO 6149-1	M16x1,5 FEMALE ORB	CNV080/1615 M	57	2,24	30	1,18	20,5	0,81	27	1,06
1/2"	12,5	0/ METRIC	ISO 6149-1	M18x1,5 FEMALE ORB	CNV080/1815 M	57	2,24	30	1,18	20,5	0,81	27	1,06
1/2"	12,5	0/ METRIC	ISO 6149-1	M20x1,5 FEMALE ORB	CNV080/2015 M	60	2,36	30	1,18	20,5	0,81	27	1,06
1/2"	12,5	0/ METRIC	ISO 6149-1	M22x1,5 FEMALE ORB	CNV080/2215 M	61	2,4	30	1,18	20,5	0,81	27	1,06
1/2"	12,5	01/ METRIC	ISO 6149-2	M18x1,5 MALE	CNV081/1815 M	60	2,36	30	1,18	20,5	0,81	27	1,06
1/2"	12,5	01/ METRIC	ISO 6149-2	M27x2 MALE	CNV081/272 M	67	2,64	35	1,38	20,5	0,81	32	1,26
1/2"	12,5	01/ SAE	ISO 11926-3	3/4"-16 UNF MALE	CNV081/12SAE M	57	2,24	30	1,18	20,5	0,81	27	1,06
1/2"	12,5	02/ METRIC	ISO 8434-1-L	M14x1,5 MALE 8L	CNV082/1415 M	59	2,32	30	1,18	20,5	0,81	27	1,06
1/2"	12,5	02/ METRIC	ISO 8434-1-L	M16x1,5 MALE 10L	CNV082/1615 M	58,5	2,3	30	1,18	20,5	0,81	27	1,06
1/2"	12,5	02/ METRIC	ISO 8434-1-L	M18x1,5 MALE 12L	CNV082/1815 M	57	2,24	30	1,18	20,5	0,81	27	1,06
1/2"	12,5	02/ METRIC	ISO 8434-1-L	M22x1,5 MALE 15L	CNV082/2215 M	58	2,28	30	1,18	20,5	0,81	27	1,06
1/2"	12,5	02/ METRIC	ISO 8434-1-L	M26x1,5 MALE 18L	CNV082/2615 M	58	2,28	30	1,18	20,5	0,81	27	1,06
1/2"	12,5	03/ METRIC	ISO 8434-1-S	M20x1.5 MALE 12S	CNV083/2015 M	58	2,28	30	1,18	20,5	0,81	27	1,06
1/2"	12,5	03/ METRIC	ISO 8434-1-S	M24x1,5 MALE 16S	CNV083/2415 M	60	2,36	30	1,18	20,5	0,81	27	1,06
1/2"	12,5	04/ BSPP	ISO 8434-6	60° 1/2" BSPP MALE BULKHEAD	CNV084/12GAS M	82,5	3,25	30	1,18	20,5	0,81	27	1,06
1/2"	12,5	05/ METRIC	ISO 8434-1-L	M16x1,5 MALE BULKHEAD 10L	CNV085/1615 M	81	3,19	30	1,18	20,5	0,81	27	1,06
1/2"	12,5	05/ METRIC	ISO 8434-1-L	M18x1,5 MALE BULKHEAD 12L	CNV085/1815 M	78	3,07	30	1,18	20,5	0,81	27	1,06
1/2"	12,5	05/ METRIC	ISO 8434-1-L	M22x1,5 MALE BULKHEAD 15L	CNV085/2215 M	81	3,19	30	1,18	20,5	0,81	27	1,06
1/2"	12,5	06/ METRIC	ISO 8434-1-S	M20x1.5 MALE BULKHEAD 12S	CNV086/2015 M	81	3,19	30	1,18	20,5	0,81	27	1,06
1/2"	12,5	07/ METRIC	ISO 8434-1-L	M16x1,5 MALE BULKHEAD SHORT 10L	CNV087/1615 M	73,5	2,89	30	1,18	20,5	0,81	27	1,06
1/2"	12,5	07/ METRIC	ISO 8434-1-L	M18x1.5 MALE BULKHEAD SHORT 12L	CNV087/1815 M	72	2,83	30	1,18	20,5	0,81	27	1,06
1/2"	12,5	07/ METRIC	ISO 8434-1-L	M22x1.5 MALE BULKHEAD SHORT 15L	CNV087/2215 M	72	2,83	30	1,18	20,5	0,81	27	1,06
1/2"	12,5	08/ METRIC	ISO 8434-1-S	M22x1.5 MALE BULKHEAD SHORT	CNV088/2215 M	72	2,83	30	1,18	20,5	0,81	27	1,06
1/2"	12,5	12/ SAE	ISO 8434-3	13/16"-16 UN MALE BULKHEAD ORFS	CNV0812/12SAEM	80,5	3,17	30	1,18	20,5	0,81	27	1,06
1/2"	12,5	14/ SAE	ISO 8434-2	3/4"-16 UN MALE BULKHEAD JIC	CNV0814/12SAEM	83	3,27	30	1,18	20,5	0,81	27	1,06
1/2"	12,5	16/ BSPP	ISO 8434-6	60° 1/2 BSPP MALE	CNV0816/12GASM	60	2,36	30	1,18	20,5	0,81	27	1,06
1/2"	12,5	16/ BSPP	ISO 8434-6	60° 3/8 BSPP MALE	CNV0816/38GASM	59,5	2,34	30	1,18	20,5	0,81	27	1,06
1/2"	12,5	21/ METRIC	ISO 9974-2	M22x1,5 MALE	CNV081/2215 M	61	2,4	30	1,18	20,5	0,81	27	1,06
1/2"	12,5	22/ BSPP	DIN 3852-2-A	1/2 BSPP MALE	CNV0822/12GASM	60	2,36	30	1,18	20,5	0,81	27	1,06
1/2"	12,5	27/ SAE	ISO 8434-3	1" - 14 UNS	CNV0827/58SAEM	64	2,52	33	1,3	20,5	0,81	30	1,18
1/2"	12,5	36/ BSP	ISO 8434-6	60° 1/2 BSP MALE	CNV0836/12GASM	89	3,5	30	1,18	20,5	0,81	27	1,06
1/2"	12,5	F BSPP	ISO 1179-1	BSPP 3/8 FEMALE	CNV08 38 GAS M	57	2,24	30	1,18	20,5	0,81	27	1,06
3/4"	20	0/ METRIC	ISO 6149-1	M27x2 FEMALE ORB	CNV120/272 M	85,5	3,37	38	1,5	29	1,14	34	1,34
3/4"	20	01/ METRIC	ISO 6149-2	M22x1,5 MALE	CNV121/2215 M	86,5	3,41	35	1,38	29	1,14	32	1,26
3/4"	20	01/ METRIC	ISO 6149-2	M27x2 MALE	CNV121/272 M	86,5	3,41	35	1,38	29	1,14	32	1,26

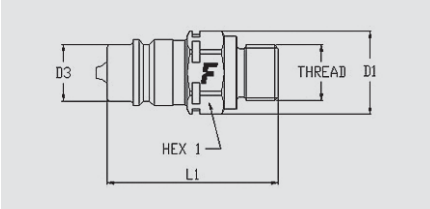

CNV

Size		Thread details			MALE								
inch	mm	Thread Type	Standard	Thread	Part Number	L (L1 + Thread) mm	L (L1 + Thread) inch	D1 mm	D1 inch	D3 mm	D3 inch	HEX1 mm	HEX1 inch
3/4"	20	03/ METRIC	ISO 8434-1-S	M30x2 MALE 20S	CNV123/302 M	83,2	3,28	38	1,5	29	1,14	34	1,34
3/4"	20	05/ METRIC	ISO 8434-1-L	M30x2 MALE BULKHEAD 22L	CNV125/302 M	101,2	3,98	46	1,81	29	1,14	36	1,42
3/4"	20	05/ METRIC	ISO 8434-1-L	M36x2 MALE BULKHEAD 28L	CNV125/362 M	109	4,29	51,5	2,03	29	1,14	41	1,61
3/4"	20	05/ METRIC	ISO 8434-1-L	M45x2 MALE BULKHEAD 35L	CNV125/452 M	114,2	4,5	62	2,44	29	1,14	55	2,17
3/4"	20	07/ METRIC	ISO 8434-1-L	M36x2 MALE BULKHEAD SHORT 28L	CNV127/362 M	100,2	3,94	51,5	2,03	29	1,14	41	1,61
3/4"	20	12/ SAE	ISO 8434-3	1 3/16" - 12 UN MALE BULKHEAD ORFS	CNV1212/34SAEM	106,7	4,2	42	1,65	29	1,14	36	1,42
3/4"	20	12/ SAE	ISO 8434-3	1 7/16" - 12 UN MALE BULKHEAD ORFS	CNV1212/1SAE M	109,2	4,3	50	1,97	29	1,14	42	1,65
1"	25	0/ BSPP	BS 5380	1 BSP FEMALE ORB	CNV160/1GAS M	75	2,95	46	1,81	34,3	1,35	42	1,65
1"	25	0/ BSPP	BS 5380	3/4 BSP FEMALE ORB	CNV160/34GAS M	72	2,83	42,5	1,67	34,3	1,35	38	1,5
1"	25	02/ METRIC	ISO 8434-1-L	M30x2 MALE 22L	CNV162/302 M	71,5	2,81	42,5	1,67	34,3	1,35	38	1,5
1"	25	02/ METRIC	ISO 8434-1-L	M36x2 MALE 28L	CNV162/362 M	70	2,76	42,5	1,67	34,3	1,35	38	1,5
1"	25	03/ METRIC	ISO 8434-1-S	M30x2 MALE 20S	CNV163/302 M	75	2,95	42,5	1,67	34,3	1,35	38	1,5
1"	25	F BSPP	ISO 1179-1	BSPP 1 FEMALE	CNV16 34GAS M	72	2,83	42,5	1,67	34,3	1,35	38	1,5
1"	25	F BSPP	ISO 1179-1	BSPP 1 FEMALE	CNV16 1GAS M	77	3,03	46	1,81	34,3	1,35	42	1,65

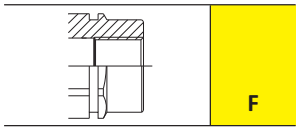
F

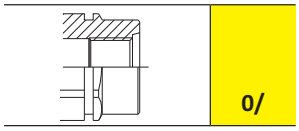
0/

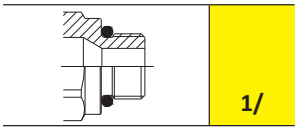
1/

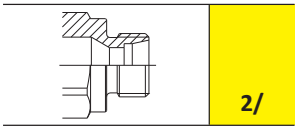
2/

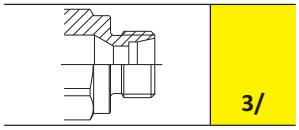
3/

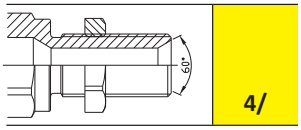

4/

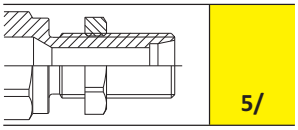
5/

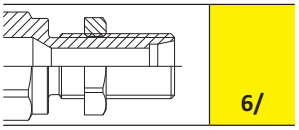
6/

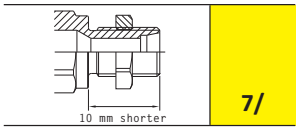

7/

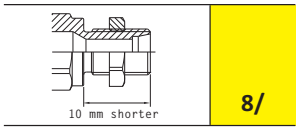

8/

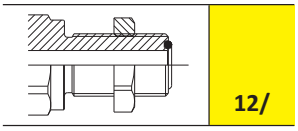
12/

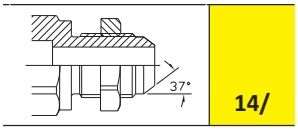

14/

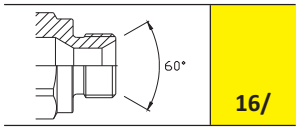

16/

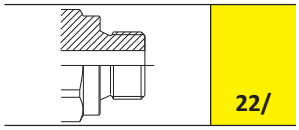
22/

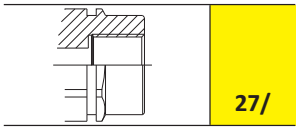
27/

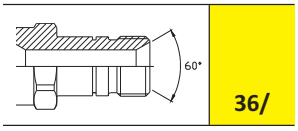

36/

CNV Accessories

PVC dust caps

Caps suitable for MALE

Size			Cap Details	
inch	mm	dash	Part number	Colour
3/8"	10	06	TFA 38	yellow
3/8"	10	06	TFA 38 A	orange
3/8"	10	06	TFA 38 B	blue
3/8"	10	06	TFA 38 N	black
3/8"	10	06	TFA 38 R	red
3/8"	10	06	TFA 38 V	green
1/2"	12,5	08	TF 12	blue
1/2"	12,5	08	TF 12 A	orange
1/2"	12,5	08	TF 12 G	yellow
1/2"	12,5	08	TF 12 GR	grey
1/2"	12,5	08	TF 12 M	brown
1/2"	12,5	08	TF 12 N	black
1/2"	12,5	08	TF 12 R	red
1/2"	12,5	08	TF 12 V	green
3/4"	20	12	TFA 34	yellow
3/4"	20	12	TFA 34 B	blue
3/4"	20	12	TFA 34 N	black
3/4"	20	12	TFA 34 R	red
1"	25	16	TFA 1	yellow
1"	25	16	TFA 1 N	black
1"	25	16	TFA 1 R	red

Aluminium dust caps

Caps suitable for MALE

Size			Cap Details	
inch	mm	dash	Part number	Colour
1/2"	12,5	08	TF 12 S	
3/4"	20	12	TF 34 S	
1"	25	16	TF 1 S	

Seal Kits

For Female

Size			Seal Details	
inch	mm	dash	Material	Part Number
1/2"	12,5	08	NBR; PTFE	SK NV 12

Every seals kit is composed of 5 or 10 pcs.

3CFPV

Push-pull female couplings for agriculture.

Push-pull coupling, connectable with male under residual pressure. Breakaway function. Can be screwed directly into valve ports or rigid pipes. ISO 7241-1 part A interchange.

Applications

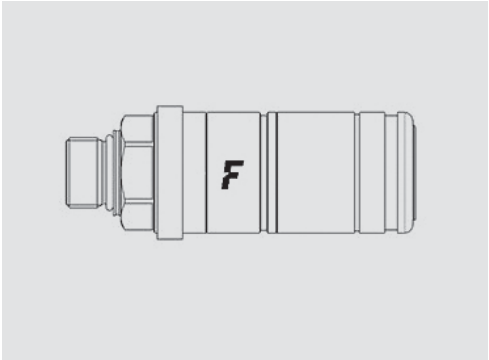

Technical Specifications

Size dash	Size mm	Size inch	Working Pressure (MPa)	Flow Rate (l/min)	Spillage (ml)	Force to Connect (N)	Burst pressure (MPa) Male	Burst pressure (MPa) Female	Burst pressure (MPa) Male + Female
08	12,5	1/2"	25	70	2	250		100	110

Material	**Steel**
Seals	**NBR**
Working temperatures	**- 25 °C to + 125 °C**
Surface treatment	**MATE 500 (CrIII)**
Series Interchange	**ISO 7241-A**
Valve Type	**Poppet**
Connection	**Push to Connect**
Disconnection	**Pull to Disconnect**
Connection Under Pressure	**Allowed Male Half up to W.P.**

Pressure Drop

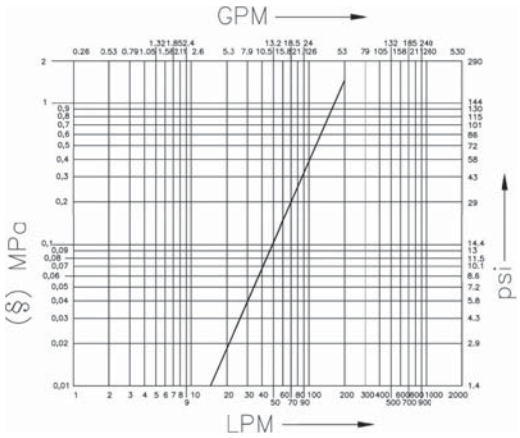

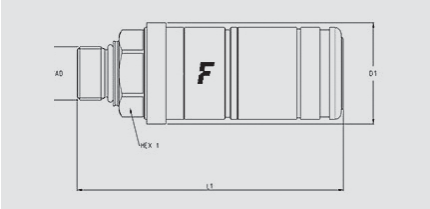

3CFPV

Size		Thread details			FEMALE						
inch	mm	Thread Type	Standard	Thread	Part Number	L (L1 + Thread) mm	L (L1 + Thread) inch	D1 mm	D1 inch	HEX1 mm	HEX1 inch
1/2"	12,5	01/ SAE	ISO 11926-3	3/4"-16 UNF MALE	3CFPV1/34UNF F	106,8	4,2	42	1,7	32	1,3
1/2"	12,5	F BSPP	ISO 1179-1	BSPP 1/2 FEMALE	3CFPV 12 GAS F	107,2	4,2	42	1,7	27	1,1
1/2"	12,5	F NPTF	ANSI B1.20.3	NPTF 1/2 FEMALE	3CFPV 12 NPT F	107,2	4,2	42	1,7	27	1,1
1/2"	12,5	0/ SAE	ISO 11926-1	3/4"-16 UNF FEMALE ORB	3CFPV 34 UNF F	107,2	4,2	42	1,7	27	1,1
1/2"	12,5	F NPTF	ANSI B1.20.3	NPTF 1/2 FEMALE	3CFPV12NPT F T	107,2	4,2	42	1,7	27	1,1
1/2"	12,5	F NPTF	ANSI B1.20.3	NPTF 1/2 FEMALE	3CFPV12NPT F TN	107,2	4,2	42	1,7	27	1,1
1/2"	12,5	01/ SAE	ISO 11926-3	7/8"-14 UNF MALE	3CFPV1/78UNF F	108,4	4,3	42	1,7	32	1,3
1/2"	12,5	01/ SAE	ISO 11926-3-L	7/8"-14 UNF MALE	3CFPV081/58SF	108,7	4,3	42	1,7	32	1,3
1/2"	12,5	74/ BSPP	JIS B 2351-1	BSPP 3/8 MALE	3CFPV0874/38GF	109,2	4,3	42	1,7	32	1,3
1/2"	12,5	01/ METRIC	ISO 6149-2	M18x1,5 MALE	3CFPV0821/18FU	109,7	4,3	42	1,7	32	1,3
1/2"	12,5	01/ BSPP	ISO 1179-3	1/2" BSPP MALE	3CFPV081/12G F	109,7	4,3	42	1,7	32	1,3
1/2"	12,5	21/ METRIC	ISO 9974-2	M22x1,5 MALE	3CFPV21/2215 F	110,2	4,3	42	1,7	32	1,3
1/2"	12,5	21/ METRIC	ISO 9974-2	M22x1,5 MALE	3CFPV21/22F U	110,2	4,3	42	1,7	32	1,3
1/2"	12,5	21/ METRIC	ISO 9974-2	M22x1,5 MALE	3CFPV 1/2215 F	110,7	4,4	42	1,7	32	1,3
1/2"	12,5	01/ METRIC	ISO 6149-2	M18x1,5 MALE	3CFPV 1/1815 F	113,2	4,5	42	1,7	32	1,3
1/2"	12,5	08/ METRIC	ISO 8434-1-S	M24x1.5 MALE BULKHEAD SHORT 16S	3CFPV 8/2415 F	121,4	4,8	42	1,7	32	1,3
1/2"	12,5	07/ METRIC	ISO 8434-1-L	M18x1.5 MALE BULKHEAD SHORT 12L	3CFPV 7/1815 F	122,2	4,8	42	1,7	32	1,3
1/2"	12,5	07/ METRIC	ISO 8434-1-L	M18x1.5 MALE BULKHEAD SHORT 12L	3CFPV087/18F U	122,2	4,8	42	1,7	32	1,3
1/2"	12,5	07/ METRIC	ISO 8434-1-L	M22x1.5 MALE BULKHEAD SHORT 15L	3CFPV 7/2215 F	123,4	4,9	42	1,7	32	1,3
1/2"	12,5	07/ METRIC	ISO 8434-1-L	M22x1.5 MALE BULKHEAD SHORT 15L	3CFPV087/22F U	123,4	4,9	42	1,7	32	1,3
1/2"	12,5	14/ SAE	ISO 8434-2	3/4"-16 UN MALE BULKHEAD JIC	3CFPV14/34UNFF	124,8	4,9	42	1,7	32	1,3
1/2"	12,5	07/ METRIC	ISO 8434-1-L	M26x1.5 MALE BULKHEAD SHORT 18L	3CFPV087/2615F	126,2	5	42	1,7	32	1,3
1/2"	12,5	14/ SAE	ISO 8434-2	7/8"-14 UNF MALE BULKHEAD JIC	3CFPV14/78UNFF	128,7	5,1	42	1,7	32	1,3
1/2"	12,5	12/ SAE	ISO 8434-3	1"-14 UNS MALE BULKHEAD ORFS	3CFPV12/1UNS F	130,2	5,1	42	1,7	32	1,3
1/2"	12,5	12/ SAE	ISO 8434-3	1"-14 UNS MALE BULKHEAD ORFS	3CFPV12/1UNSFU	130,2	5,1	42	1,7	32	1,3
1/2"	12,5	19/ METRIC	DIN 7642	M22x1,5 MALE	3CFPV19/2215 F	134,7	5,3	42	1,7	32	1,3
1/2"	12,5	19/ METRIC	DIN 7642	M22x1,5 MALE	3CFPV19/22FSDFU	137,7	5,4	42	1,7	32	1,3

*** Part Number ending with "U" have seals in PUR.**

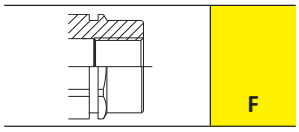
F

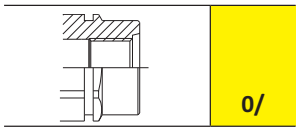
0/

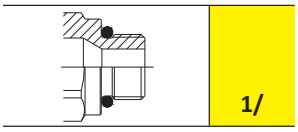
1/

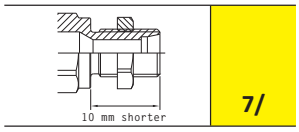

7/

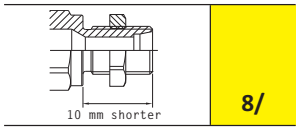

8/

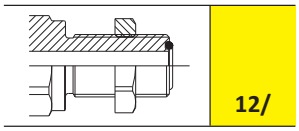
12/

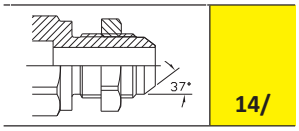

14/

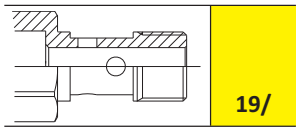
19/

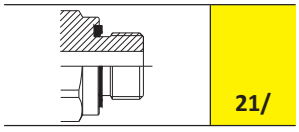
21/

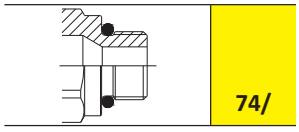
74/

3CFPV Accessories

PVC dust caps

Plugs suitable for FEMALE

Plugs suitable for FEMALE

Size			Plug Details		Size			Plug Details	
inch	mm	dash	Part number	Colour	inch	mm	dash	Part number	Colour
1/2"	12,5	08	TM 12 L	blue	1/2"	12,5	08	TM 12-38	blue
1/2"	12,5	08	TM 12 L/A	orange	1/2"	12,5	08	TM 12-38 G	yellow
1/2"	12,5	08	TM 12 L/G	yellow	1/2"	12,5	08	TM 12-38 GR	grey
1/2"	12,5	08	TM 12 L/M	brown	1/2"	12,5	08	TM 12-38 M	brown
1/2"	12,5	08	TM 12 L/N	black	1/2"	12,5	08	TM 12-38 N	black
1/2"	12,5	08	TM 12 L/R	red	1/2"	12,5	08	TM 12-38 R	red
1/2"	12,5	08	TM 12 L/V	green	1/2"	12,5	08	TM 12-38 V	green

Acetal Resin (POM) dust caps

Caps suitable for FEMALE

Size			Cap Details	
inch	mm	dash	Part number	Colour
1/2"	12,5	08	TA 12	blue
1/2"	12,5	08	TA 12 G	yellow
1/2"	12,5	08	TA 12 G UV	yellow
1/2"	12,5	08	TA 12 GR	grey
1/2"	12,5	08	TA 12 M	brown
1/2"	12,5	08	TA 12 M UV	brown
1/2"	12,5	08	TA 12 N	black
1/2"	12,5	08	TA 12 N UV	black
1/2"	12,5	08	TA 12 R	red
1/2"	12,5	08	TA 12 R UV	red
1/2"	12,5	08	TA 12 UV	blue
1/2"	12,5	08	TA 12 V	green
1/2"	12,5	08	TA 12 V UV	green
1/2"	12,5	08	TAID 12 N	Black automatic cap with possibility to identify the lines with a plastic ID, having different colors and +/- information. **To order this cap and the ID, please contact Faster**

3CFPV accessories

Aluminium dust caps

Plugs suitable for FEMALE

Size			Plug Details	
inch	mm	dash	Part number	Colour
1/2"	12,5	08	TM 12 S	

To order modular automatic caps with oil collecting system, please, contact Faster.

Seal Kits

For Female

Size			Seal Details	
inch	mm	dash	Material	Part Number
1/2"	12,5	08	HNBR; PTFE	KIT AE12S+OR12H
1/2"	12,5	08	NBR; PTFE	SK NV 12

Every seals kit is composed of 5 or 10 pcs.

4SRPV

Push-pull female couplings for agriculture.

Push-pull couplings, connectable under residual pressure in both male and female side. Can be screwed directly into valve ports or rigid pipes. Breakaway function. ISO 7241-1 part A interchange.

Applications

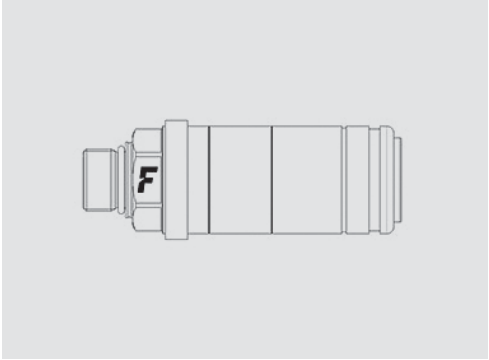

Technical Specifications

Size dash	Size mm	Size inch	Working Pressure (MPa)	Flow Rate (l/min)	Spillage (ml)	Force to Connect (N)	Burst pressure (MPa) Male	Burst pressure (MPa) Female	Burst pressure (MPa) Male + Female
08	12,5	1/2"	25	70	2	250		100	100

Material	**Steel**
Seals	**HNBR**
Working temperatures	**- 25 °C to + 125 °C**
Surface treatment	**MATE 500 (CrIII)**
Series Interchange	**ISO 7241-A**
Valve Type	**Poppet**
Connection	**Push to Connect**
Disconnection	**Pull to Disconnect**
Connection Under Pressure	**Allowed Both Halves up to W.P.**

Pressure Drop

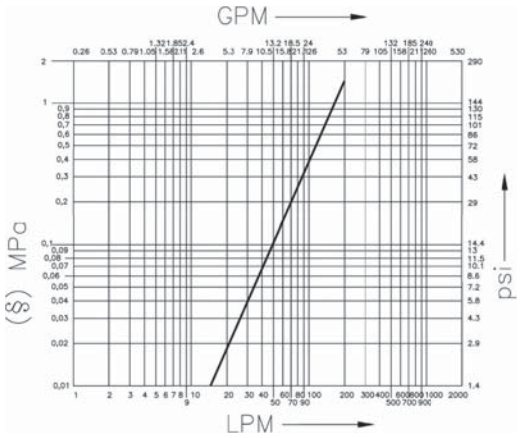

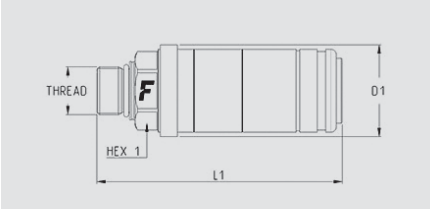

4SRPV

Size		Thread details			FEMALE						
inch	mm	Thread Type	Standard	Thread	Part Number	L (L1 + Thread) mm	L (L1 + Thread) inch	D1 mm	D1 inch	HEX1 mm	HEX1 inch
1/2"	12,5	0/ SAE	ISO 11926-1	3/4"-16 UNF FEMALE ORB	4SRPV08 12SF H	109	4,29	42	1,65	27	1,06
1/2"	12,5	01/ METRIC	ISO 6149-2	M22x1,5 MALE	4SRPV081/22F H	112,5	4,43	42	1,65	32	1,26
1/2"	12,5	04/ BSPP	ISO 8434-6	BSPP 1/2 MALE BULKHEAD	4SRPV084/12GF H	133	5,24	42	1,65	32	1,26
1/2"	12,5	04/ BSPP	ISO 8434-6	BSPP 3/8 MALE BULKHEAD	4SRPV084/38GF H	132,5	5,22	42	1,65	32	1,26
1/2"	12,5	04/ BSPP	ISO 8434-6	BSPP 5/8 MALE BULKHEAD	4SRPV084/58GF H	132,5	5,22	42	1,65	32	1,26
1/2"	12,5	07/ METRIC	ISO 8434-1-L	M18x1.5 MALE BULKHEAD SHORT 12L	4SRPV087/1815FH	124	4,88	42	1,65	32	1,26
1/2"	12,5	07/ METRIC	ISO 8434-1-L	M26x1.5 MALE BULKHEAD SHORT 18L	4SRPV087/2215FH	125,2	4,93	42	1,65	32	1,26
1/2"	12,5	12/ SAE	ISO 8434-3	1-3/16"-12 UN MALE BULKHEAD ORFS	4SRPV0812/34SFH	132	5,2	42	1,65	36	1,42
1/2"	12,5	14/ SAE	ISO 8434-2	7/8"-14 UNF MALE BULKHEAD JIC	4SRPV0814/58SFH	130,5	5,14	42	1,65	32	1,26
1/2"	12,5	19/ METRIC	DIN 7642	M22x1,5 MALE	4SRPV0819/22F H	136,5	5,37	42	1,65	32	1,26
1/2"	12,5	21/ METRIC	ISO 9974-2	M22x1,5 MALE	4SRPV081/22FUMC	111	4,37	42	1,65	32	1,26
1/2"	12,5	22/ BSPP	BS 5200	BSPP 3/8 MALE	4SRPV0822/38GFH	112	4,41	38	1,5	32	1,26
1/2"	12,5	F BSPP	ISO 1179-1	BSPP 1/2 FEMALE	4SRPV08 12GF H	109	4,29	42	1,65	27	1,06
1/2"	12,5	F NPTF	ANSI B1.20.3	NPTF 1/2 FEMALE	4SRPV08 12NF H	109	4,29	42	1,65	27	1,06

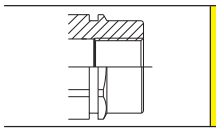
F

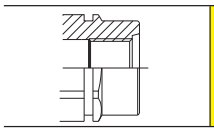
0/

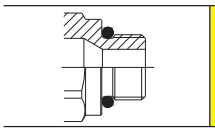
1/

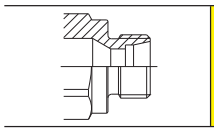
2/

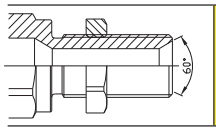

4/

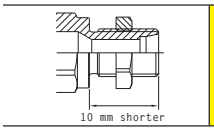

7/

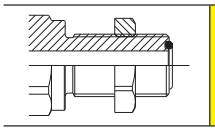
12/

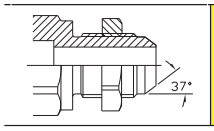

14/

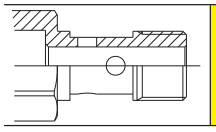
19/

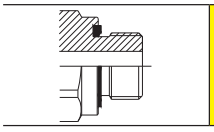
21/

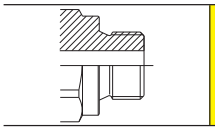
22/

4SRPV accessories

PVC dust caps

Plugs suitable for FEMALE

Size			Plug Details	
inch	mm	dash	Part number	Colour
1/2"	12,5	08	TM 12 L	blue
1/2"	12,5	08	TM 12 L/A	orange
1/2"	12,5	08	TM 12 L/G	yellow
1/2"	12,5	08	TM 12 L/M	brown
1/2"	12,5	08	TM 12 L/N	black
1/2"	12,5	08	TM 12 L/R	red
1/2"	12,5	08	TM 12 L/V	green

Plugs suitable for FEMALE

Size			Plug Details	
inch	mm	dash	Part number	Colour
1/2"	12,5	08	TM 12-38	blue
1/2"	12,5	08	TM 12-38 G	yellow
1/2"	12,5	08	TM 12-38 GR	grey
1/2"	12,5	08	TM 12-38 M	brown
1/2"	12,5	08	TM 12-38 N	black
1/2"	12,5	08	TM 12-38 R	red
1/2"	12,5	08	TM 12-38 V	green

Aluminium dust caps

Plugs suitable for FEMALE

Size			Plug Details	
inch	mm	dash	Part number	Colour
1/2"	12,5	08	TM 12 S	

4SRPV accessories

Acetal Resin (POM) dust caps

Caps suitable for FEMALE

Size			Cap Details	
inch	mm	dash	Part number	Colour
1/2"	12,5	08	TA 12	blue
1/2"	12,5	08	TA 12 G	yellow
1/2"	12,5	08	TA 12 G UV	yellow
1/2"	12,5	08	TA 12 GR	grey
1/2"	12,5	08	TA 12 M	brown
1/2"	12,5	08	TA 12 M UV	brown
1/2"	12,5	08	TA 12 N	black
1/2"	12,5	08	TA 12 N UV	black
1/2"	12,5	08	TA 12 R	red
1/2"	12,5	08	TA 12 R UV	red
1/2"	12,5	08	TA 12 UV	blue
1/2"	12,5	08	TA 12 V	green
1/2"	12,5	08	TA 12 V UV	green
1/2"	12,5	08	TAID 12 N	Black automatic cap with possibility to identify the lines with a plastic ID, having different colors and +/- information. **To order this cap and the ID, please contact Faster**

To order modular automatic caps with oil collecting system, please, contact Faster.

Seal Kits

For Female

Size			Seal Details	
inch	mm	dash	Material	Part Number
1/2"	12,5	08	HNBR; PTFE	KIT AE12S+OR12H

Every seals kit is composed of 5 or 10 pcs.

4NV

Standard couplings for agriculture with pressure relief valve.

Standard 1/2” couplings for agriculture allowing an easy relief of residual pressure thanks to a microvalve. ISO 7241-1 part A interchange.

Applications

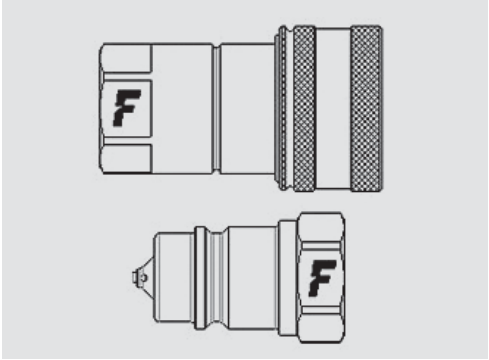

Technical Specifications

Size dash	Size mm	Size inch	Working Pressure (MPa)	Flow Rate (l/min)	Spillage (ml)	Force to Connect (N)	Burst pressure (MPa) Male	Burst pressure (MPa) Female	Burst pressure (MPa) Male + Female
08	12,5	1/2”	25	75	1,8	110	100	100	100

Material	**Steel**
Seals	**NBR**
Working temperatures	**- 25 °C to + 125 °C**
Surface treatment	**MATE 500 (CrIII)**
Series Interchange	**ISO 7241-A**
Valve Type	**Poppet**
Connection	**Sleeve Retraction**
Disconnection	**Sleeve Retraction**
Connection Under Pressure	**Allowed Residual**

Pressure Drop

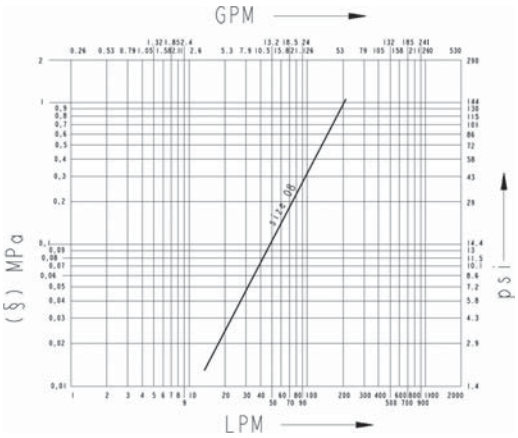

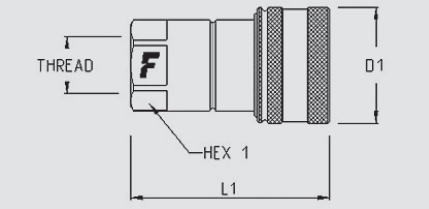

4NV

Size		Thread details			FEMALE						
inch	mm	Thread Type	Standard	Thread	Part Number	L (L1 + Thread) mm	L (L1 + Thread) inch	D1 mm	D1 inch	HEX1 mm	HEX1 inch
1/2"	12,5	F BSPP	ISO 1179-1	BSPP 1/2 FEMALE	4NV 12 GAS F	66	2,6	38	1,5	27	1,06

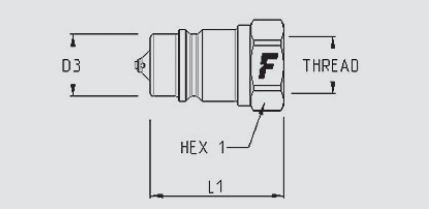

Size		Thread details			MALE								
inch	mm	Thread Type	Standard	Thread	Part Number	L (L1 + Thread) mm	L (L1 + Thread) inch	D1 mm	D1 inch	D3 mm	D3 inch	HEX1 mm	HEX1 inch
1/2"	12,5	0/ SAE	ISO 11926-1	3/4"-16 UNF FEMALE ORB	4NV 12-12SAE M	44	1,73	30	1,18	20,5	0,81	27	1,06
1/2"	12,5	F BSPP	ISO 1179-1	BSPP 1/2 FEMALE	4NV 12 GAS M	44	1,73	30	1,18	20,5	0,81	27	1,06
1/2"	12,5	F NPTF	ANSI B1.20.3	NPTF 1/2 FEMALE	4NV 12 NPT M	44	1,73	30	1,18	20,5	0,81	27	1,06

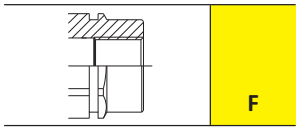

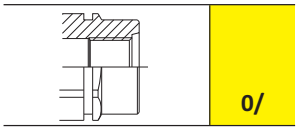

4NV Accessories

PVC dust caps

Plugs suitable for FEMALE

Size			Plug Details	
inch	mm	dash	Part number	Colour
1/2"	12,5	08	TM 12 L	blue
1/2"	12,5	08	TM 12 L/A	orange
1/2"	12,5	08	TM 12 L/G	yellow
1/2"	12,5	08	TM 12 L/M	brown
1/2"	12,5	08	TM 12 L/N	black
1/2"	12,5	08	TM 12 L/R	red
1/2"	12,5	08	TM 12 L/V	green

Plugs suitable for FEMALE

Size			Plug Details	
inch	mm	dash	Part number	Colour
1/2"	12,5	08	TM 12-38	blue
1/2"	12,5	08	TM 12-38 G	yellow
1/2"	12,5	08	TM 12-38 GR	grey
1/2"	12,5	08	TM 12-38 M	brown
1/2"	12,5	08	TM 12-38 N	black
1/2"	12,5	08	TM 12-38 R	red
1/2"	12,5	08	TM 12-38 V	green

Aluminium dust caps

Plugs suitable for FEMALE

Size			Plug Details	
inch	mm	dash	Part number	Colour
1/2"	12,5	08	TM 12 S	

4NV accessories

PVC dust caps

Caps suitable for MALE

Size			Cap Details	
inch	mm	dash	Part number	Colour
1/2"	12,5	08	TF 12	blue
1/2"	12,5	08	TF 12 A	orange
1/2"	12,5	08	TF 12 G	yellow
1/2"	12,5	08	TF 12 GR	grey
1/2"	12,5	08	TF 12 M	brown
1/2"	12,5	08	TF 12 N	black
1/2"	12,5	08	TF 12 R	red
1/2"	12,5	08	TF 12 V	green

Aluminium dust caps

Caps suitable for MALE

Size			Cap Details	
inch	mm	dash	Part number	Colour
1/2"	12,5	08	TF 12 S	

Seal Kits

For Female

Size			Seal Details	
inch	mm	dash	Material	Part Number
1/2"	12,5	08	NBR; PTFE	SK NV 12

Every seals kit is composed of 5 or 10 pcs.

6DNPV

Female couplings for agriculture.

Quick-release couplings for rigid mounting connectable with male and female under pressure, disconnectable under pressure with low effort.

Applications

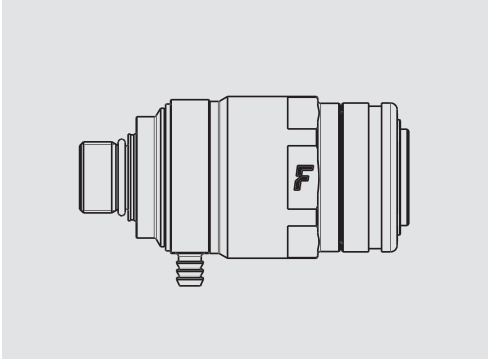

Technical Specifications

Size dash	Size mm	Size inch	Working Pressure (MPa)	Flow Rate (l/min)	Spillage (ml)	Force to Connect (N)	Burst pressure (MPa) Male	Burst pressure (MPa) Female	Burst pressure (MPa) Male + Female
08	12,5	1/2"	25	50	1,4	255		100	100

Material	**Steel**
Seals	**NBR; PUR**
Working temperatures	**- 25 °C to + 125 °C**
Surface treatment	**MATE 500 (CrIII)**
Series Interchange	**ISO 7241-A**
Valve Type	**Poppet**
Connection	**Push to Connect**
Disconnection	**Pull to Disconnect**
Connection Under Pressure	**Allowed**

Pressure Drop

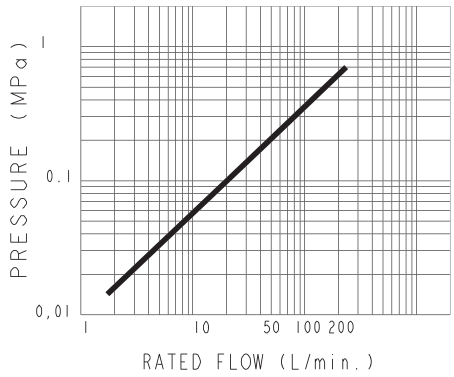

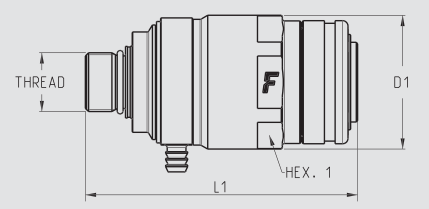

6DNPV

Size		Thread details			FEMALE						
inch	mm	Thread Type	Standard	Thread	Part Number	L (L1 + Thread) mm	L (L1 + Thread) inch	D1 mm	D1 inch	HEX1 mm	HEX1 inch
1/2"	12,5	01/ METRIC	ISO 6149-2	METRIC 22X1,5 MALE	6DNPV08 1/22F A1	101,7	4	50	2	46	1,8
1/2"	12,5	01/ METRIC	ISO 6149-2	METRIC 22X1,5 MALE	6DNPV08 1/22F B	101,7	4	50	2	46	1,8

Part Number 6DNPV08 1/22F A1 has single oil collector port
Part Number 6DNPV08 1/22F B has double oil collector port

To order modular automatic caps for 6DNPV with oil-collecting system, part number TARV 34, please contact Faster.

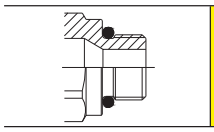

1/

Cartridges

Cartridges to be integrated cast iron blocks.

Each kit contains a “smalley” ring to mount the cartridge into the casting housing (easy to assemble & disassemble without special tools) and an internal o-ring. ISO standard ISO 7241-1 part A.

Applications

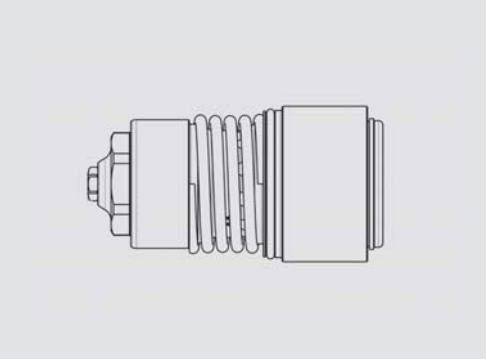

Technical Specifications

Size dash	Size mm	Size inch	Part number
08	12,5	1/2"	KIT 5DCPVA08 A
12	20	3/4"	KIT 5DCPVA12 A

Material	**Steel**
Seals	**NBR; PUR**
Working temperatures	**- 25 °C to + 125 °C**
Surface treatment	**MATE 500 (CrIII)**
Series Interchange	**ISO 7241-A**
Valve Type	**Poppet**
Connection	**Push-Pull or lever**
Disconnection	**Push-Pull or lever**
Connection Under Pressure	**Allowed Residual**



VF

Couplings for braking systems, ISO 5676 interchange.

Flat face couplings designed to connect the braking circuit of trailers to the hydraulic circuit of agricultural machines. ISO 5676 interchange. Some special versions equipped with an additional safety sleeve (VFS) or with an hydraulic lock (VFB) to prevent accidental disconnections are available in the range.

Applications

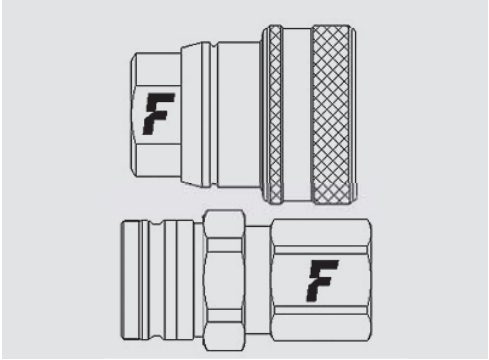

Technical Specifications

Size dash	Size mm	Size inch	Working Pressure (MPa)	Flow Rate (l/min)	Spillage (ml)	Force to Connect (N)	Burst pressure (MPa) Male	Burst pressure (MPa) Female	Burst pressure (MPa) Male + Female
06	10	3/8”	22*	40	0,05	100	90	30	110

***** Only male connected

Material	**Steel**
Seals	**NBR**
Working temperatures	**- 25 °C to + 125 °C**
Surface treatment	**MATE 500 (CrIII)**
Series Interchange	**ISO 5676**
Valve Type	**Flat**
Connection	**Sleeve Retraction**
Disconnection	**Sleeve Retraction**
Connection Under Pressure	**Not Allowed**

Pressure Drop

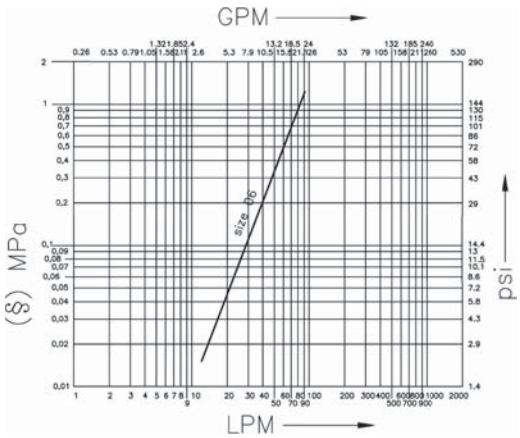

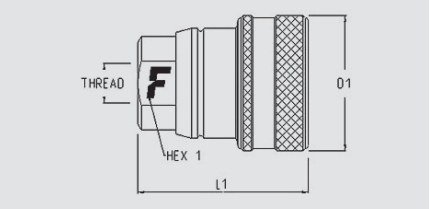

VF

Size		Thread details			FEMALE						
inch	mm	Thread Type	Standard	Thread	Part Number	L (L1 + Thread) mm	L (L1 + Thread) inch	D1 mm	D1 inch	HEX1 mm	HEX1 inch
3/8"	10	F BSPP	ISO 1179-1	BSPP 1/2 FEMALE	VFB 12 GAS F	84	3,31	44	1,73	27	1,06
3/8"	10	F BSPP	ISO 1179-1	BSPP 3/8 FEMALE	VFB 38 GAS F	84	3,31	44	1,73	27	1,06
3/8"	10	0/ BSPP	BS 5380	BSPP 1/2 FEMALE ORB	VF 0/12 GAS F	59	2,32	44	1,73	27	1,06
3/8"	10	F BSPP	ISO 1179-1	BSPP 3/8 FEMALE	VF 38 GAS F	55	2,17	44	1,73	27	1,06
3/8"	10	F BSPP	ISO 1179-1	BSPP 3/8 FEMALE	VFS 38 GAS F	55	2,17	44	1,73	27	1,06
3/8"	10	F METRIC	ISO 9974-1	M18x1,5 FEMALE	VF 1815 F	55	2,17	44	1,73	27	1,06
3/8"	10	F METRIC	ISO 9974-1	M18x1,5 FEMALE	VFS 1815 F	55	2,17	44	1,73	27	1,06

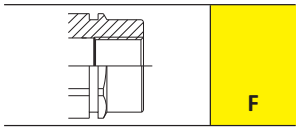

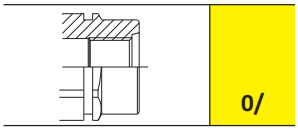

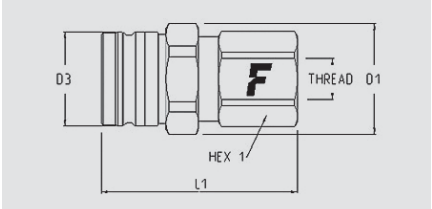

VF

Size		Thread details			MALE								
inch	mm	Thread Type	Standard	Thread	Part Number	L (L1 + Thread) mm	L (L1 + Thread) inch	D1 mm	D1 inch	D3 mm	D3 inch	HEX1 mm	HEX1 inch
3/8"	10	01/ BSPP	ISO 1179-3	1/2" BSPP MALE	VF 1/12 GAS M	59	2,32	35	1,38	29	1,14	32	1,26
3/8"	10	01/ METRIC	ISO 6149-2	M18x1,5 MALE	VF 1/1815 M T	57	2,24	35	1,38	29	1,14	32	1,26
3/8"	10	01/ METRIC	ISO 6149-2	M26x1,5 MALE	VFS1/2615 M	44	1,73	35	1,38	29	1,14	32	1,26
3/8"	10	01/ METRIC	ISO 6149-2	M26x1,5 MALE	VFS1/2615 M T	44	1,73	35	1,38	29	1,14	32	1,26
3/8"	10	02/ METRIC	ISO 8434-1-L	M16x1,5 MALE 10L	VF9/1615 M T	54	2,13	35	1,38	29	1,14	32	1,26
3/8"	10	02/ METRIC	ISO 8434-1-L	M18x1,5 MALE 12L	VF9/1815 M T	54	2,13	35	1,38	29	1,14	32	1,26
3/8"	10	02/ METRIC	ISO 8434-1-L	M18x1,5 MALE 12L	VF9/1815 M TD	54	2,13	35	1,38	29	1,14	32	1,26
3/8"	10	04/ BSPP	ISO 8434-6	BSPP 3/8 MALE BULKHEAD	VF4/12GAS M T	74	2,91	35	1,38	29	1,14	32	1,26
3/8"	10	04/ BSPP	ISO 8434-6	BSPP 3/8 MALE BULKHEAD	VF 4/38 GAS MT	75	2,95	35	1,38	29	1,14	32	1,26
3/8"	10	05/ METRIC	ISO 8434-1-L	M22x1,5 MALE BULKHEAD 15L	VF 5/2215 M	59	2,32	35	1,38	29	1,14	32	1,26
3/8"	10	05/ METRIC	ISO 8434-1-L	M22x1,5 MALE BULKHEAD 15L	VF 5/2215 M T	59	2,32	35	1,38	29	1,14	32	1,26
3/8"	10	07/ METRIC	ISO 8434-1-L	M18x1.5 MALE BULKHEAD SHORT 12L	VF 7/1815 M	53	2,09	35	1,38	29	1,14	32	1,26
3/8"	10	07/ METRIC	ISO 8434-1-L	M18x1.5 MALE BULKHEAD SHORT 12L	VF7/1815 M T	53	2,09	35	1,38	29	1,14	32	1,26
3/8"	10	08/ METRIC	ISO 8434-1-S	M20x1.5 MALE BULKHEAD SHORT 12S	VF 8/2015 M	54	2,13	35	1,38	29	1,14	32	1,26
3/8"	10	09/ METRIC	ISO 8434-1 L	M16x1,5 MALE 10L	VF 9/1615 M	54	2,13	35	1,38	29	1,14	32	1,26
3/8"	10	09/ METRIC	ISO 8434-1 L	M18x1,5 MALE 12L	VF 9/1815 M	54	2,13	35	1,38	29	1,14	32	1,26
3/8"	10	12/ SAE	ISO 8434-3	13/16"-16 UN MALE BULKHEAD ORFS	VF 12/12S M T	74	2,91	35	1,38	29	1,14	32	1,26
3/8"	10	14/ SAE	ISO 8434-2	7/8"-14 UNF MALE BULKHEAD JIC	VF 14/58S M	64	2,52	35	1,38	29	1,14	32	1,26
3/8"	10	17/ SAE	ISO 8434-3	11/16"-16 UN MALE ORFS	VFF17/38S M	60	2,36	35	1,38	29	1,14	32	1,26
3/8"	10	17/SAE	ISO 8434-3	11/16""-16 UN MALE ORFS	VFF17/38S M	60	2,36	35	1,38	29	1,14	32	1,26
3/8"	10	F BSPP	ISO 1179-1	BSPP 1/2 FEMALE	VF 12 GAS M	67	2,64	35	1,38	29	1,14	32	1,26

The part numbers ending with "T" are provided with caps

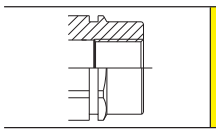
F

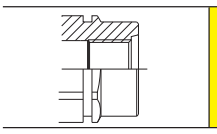
0/

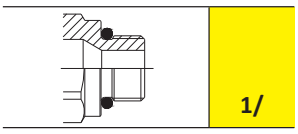
1/

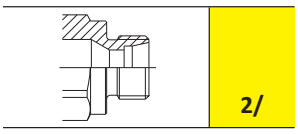
2/

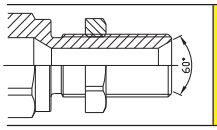

4/

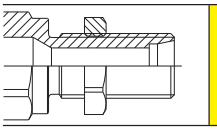
5/

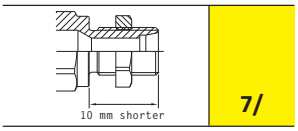

7/

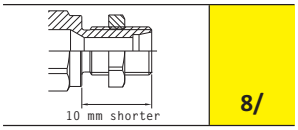

8/

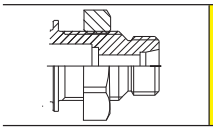
9/

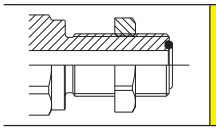
12/

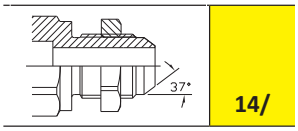

14/

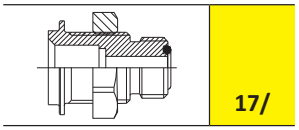
17/

VF accessories

PVC dust caps

Caps suitable for MALE

Size			Cap Details	
inch	mm	dash	Part number	Colour
3/8"	10	06	TFVF	green
3/8"	10	06	TFVF B	blue
3/8"	10	06	TFVF G	yellow
3/8”	10	06	TFVF N	black
3/8”	10	06	TFVF R	red

FPI-5FPI

Flat face coupling for agriculture application, for Power Beyond system.

Applications

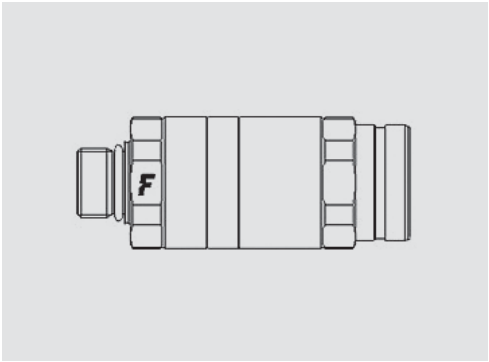

Technical Specifications

Size dash	Size mm	Size inch	Working Pressure (MPa)	Flow Rate (l/min)	Spillage (ml)	Force to Connect (N)	Burst pressure (MPa) Male	Burst pressure (MPa) Female	Burst pressure (MPa) Male + Female
04	6,3	1/4”	25	25	0,006	112	100	100	100
06	10	3/8”	25	47	0,01	190	100	100	100
08	12,5	1/2”	25	92	0,01	300	100	100	100
12	20	3/4”	25	152	0,03	345	100	100	100
16	25	1”	25	210	0,03	410	100	100	100

Material	**Steel**
Seals	**NBR; PUR**
Working temperatures	**- 25 °C to + 100 °C**
Surface treatment	**MATE 500 (CrIII)**
Series Interchange	**ISO 16028 - ISO 17567**
Valve Type	**Flat**
Connection	**Push to Connect**
Disconnection	**Pull to Disconnect**
Connection Under Pressure	**Allowed Male Half up to W.P. and residual in Female Half in 5FPI**

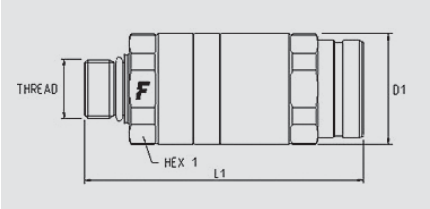

FPI-5FPI

Size		Thread details			FEMALE						
inch	mm	Thread Type	Standard	Thread	Part Number	L (L1 + Thread) mm	L (L1 + Thread) inch	D1 mm	D1 inch	HEX1 mm	HEX1 inch
1/4"	6,3	01/ METRIC	ISO 6149-2	M14x1,5 MALE	FPI041/1415 F	89,7	3,53	32	1,26	30	1,18
3/8"	10	5/ METRIC	ISO 8434-1-L	METRIC 18 X 1,5 MALE	FPI065/1815 F	117,7	4,6	36	1,4	34	1,3
3/8"	10	F BSPP	ISO 1179-1	BSPP 1/2 FEMALE	FPI06 12GAS F	101,7	4	36	1,4	34	1,3
1/2"	12,5	01/ METRIC	ISO 6149-2	M27x2 MALE	5FPI081/272F A	133,9	5,27	46	1,81	38	1,5
1/2"	12,5	1/ METRIC	ISO 6149-2	METRIC 22X1,5 MALE	5FPI081/2215FA	130,4	5,1	46	1,8	38	1,5
1/2"	12,5	1/ METRIC	ISO 6149-2	M22X1,5 MALE	FPI 081/2215 F	110,4	4,3	38	1,5	38	1,5
3/4"	20	01/ METRIC	ISO 6149-2	M27x2 MALE	FPI121/272 F	130,1	5,12	51	2,01	48	1,89
3/4"	20	01/ METRIC	ISO 6149-2	M27x2 MALE	5FPI121/272F A	163,6	6,44	58	2,28	38	1,5
3/4"	20	F BSPP	ISO 1179-1	BSPP 3/4 FEMALE	5FPI12 34GAS F	164,6	6,4	58	2,3	38	1,5
1"	25	F BSPP	ISO 1179-1	BSPP 3/4 FEMALE	FPI16 34GAS F	140	5,5	64	2,5	60	2,4

Accessories

PVC dust caps

Caps suitable for FEMALE

Size			Cap Details	
inch	mm	dash	Part number	Colour
1/4"	6,3	04	TM FPI04	orange
3/8"	10	06	TM FPI06	orange
1/2"	12,5	08	TM 5FPI08 R	red
1"	25	16	TM FPI16 N	black

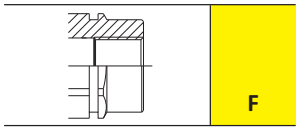

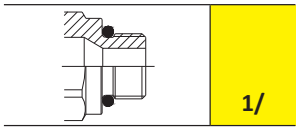

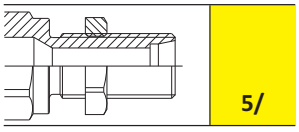

Flat Face

FFH	pag 119
FSH	pag 129
3FFH	pag 131
2FSI - FFI	pag 137
2FFI brass	pag 139
2FFI stainless steel	pag 141
FFC	pag 145
4BD4FH	pag 147
FHV	pag 149

FFH

Flat face couplings, ISO 16028 interchange, 35 MPa series.

Flat-Face couplings with real maximum working pressure of 35 MPa and Zinc-Nickel plating. Flat valve shut-off system contributes to prevent contamination and spillage. ISO 16028 interchange.

Applications

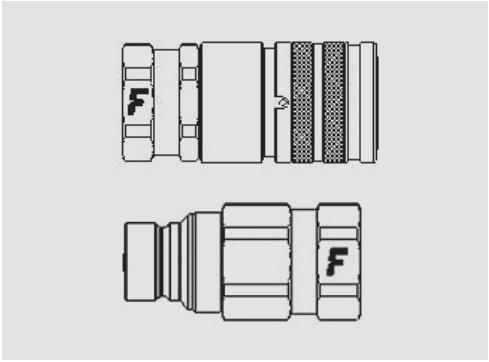

Technical Specifications

dash	Size mm	Size inch	Working Pressure (MPa)	Flow Rate (l/min)	Spillage (ml)	Force to Connect (N)	Burst pressure (MPa) Male	Burst pressure (MPa) Female	Burst pressure (MPa) Male + Female
02	3,2	1/8”	35	12	0,001	105	170	140	180
04	6,3	1/4”	35	25	0,006	110	170	140	180
06	10	3/8”	35	50	0,008	150	170	140	170
08	12,5	1/2”	35	110	0,01	210	140	140	170
10	16	5/8”	35	125	0,02	205	140	140	140
12	20	3/4”	35	160	0,02	215	140	140	140
16	25	1”	35	230	0,03	280	140	140	170

Material	**Steel**
Seals	**NBR; PUR; VITON***
Working temperatures	**- 25 °C to + 100 °C**
Surface treatment	**MATE 1000 (Zn-Ni)**
Series Interchange	**ISO 16028**
Valve Type	**Flat**
Connection	**Push to Connect**
Disconnection	**Sleeve Retraction**
Connection Under Pressure	**Not Allowed**

***** Working temperatures: **- 20 °C to + 200 °C**

Pressure Drop



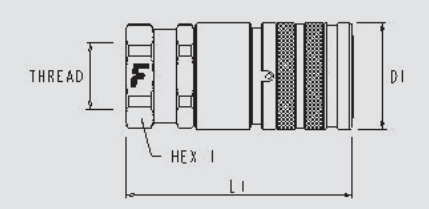

FFH

Size		Thread details			FEMALE						
inch	mm	Thread Type	Standard	Thread	Part Number	L (L1 + Thread) mm	L (L1 + Thread) inch	D1 mm	D1 inch	HEX1 mm	HEX1 inch
1/8"	3,2	13/ SAE	ISO 8434-2	7/16"-20 UNF MALE JIC	FFH02-13/14S F	60,1	2,37	20	0,79	18	0,71
1/8"	3,2	F BSPP	ISO 1179-1	BSPP 1/4 FEMALE	FFH02 14GAS F	51,3	2,02	20	0,79	18	0,71
1/8"	3,2	F BSPP	ISO 1179-1	BSPP 1/8 FEMALE	FFH02 18GAS F	46,1	1,81	20	0,79	18	0,71
1/4"	6,3	0/ METRIC	ISO 6149-1	M16x1,5 FEMALE ORB	FFH04-0/1615 F	61,1	2,41	27	1,06	24	0,94
1/4"	6,3	0/ SAE	ISO 11926-1	9/16"-18 UNF FEMALE ORB	FFH04 38SAE F	59,6	2,35	27	1,06	24	0,94
1/4"	6,3	02/ METRIC	ISO 8434-1-L	M14x1,5 MALE 8L	FFH04-2/1415 F	67,4	2,65	27	1,06	24	0,94
1/4"	6,3	02/ METRIC	ISO 8434-1-L	M16x1,5 MALE 10L	FFH04-2/1615 F	68,4	2,69	27	1,06	24	0,94
1/4"	6,3	03/ METRIC	ISO 8434-1-S	M16x1.5 MALE 8S	FFH04-3/1615 F	69,4	2,73	27	1,06	24	0,94
1/4"	6,3	05/ METRIC	ISO 8434-1-L	M16x1,5 MALE BULKHEAD 10L	FFH04-5/1615 F	92,4	3,64	27	1,06	24	0,94
1/4"	6,3	06/ METRIC	ISO 8434-1-S	M16x1.5 MALE BULKHEAD 8S	FFH04-6/1615 F	75,5	2,97	27	1,06	24	0,94
1/4"	6,3	07/ METRIC	ISO 8434-1-L	M16x1,5 MALE BULKHEAD SHORT 10L	FFH04-7/1615 F	82,4	3,24	27	1,06	24	0,94
1/4"	6,3	12/ SAE	ISO 8434-3	11/16"-16 UN MALE BULKHEAD ORFS	FFH04-12/38S F	91,4	3,6	27	1,06	24	0,94
1/4"	6,3	13/ SAE	ISO 8434-2	9/16"-18 UNF MALE JIC	FFH04-13/38S F	71,5	2,81	27	1,06	24	0,94
1/4"	6,3	14/ SAE	ISO 8434-2	9/16"-18 UNF MALE BULKHEAD JIC	FFH04-14/38S F	89,9	3,54	27	1,06	24	0,94
1/4"	6,3	F BSPP	ISO 1179-1	BSPP 1/4 FEMALE	FFH04 14GAS F	58,9	2,32	27	1,06	24	0,94
1/4"	6,3	F NPTF	ANSI B1.20.3	NPTF 1/4 FEMALE	FFH04 14NPT F	58,9	2,32	27	1,06	24	0,94
3/8"	10	0/ SAE	ISO 11926-1	3/4"-16 UNF FEMALE ORB	FFH06 12SAE F	76,9	3,03	30	1,18	27	1,06
3/8"	10	01/ SAE	ISO 11926-3	3/4"-16 UNF MALE	FFH06-1/12S F	80,7	3,18	30	1,18	27	1,06
3/8"	10	01/ SAE	ISO 11926-3	9/16"-18 UNF MALE	FFH06-1/38S F	79,9	3,15	30	1,18	27	1,06
3/8"	10	02/ METRIC	ISO 8434-1-L	M14x1,5 MALE 8L	FFH06-2/1415 F	79,9	3,15	30	1,18	27	1,06
3/8"	10	02/ METRIC	ISO 8434-1-L	M16x1,5 MALE 10L	FFH06-2/1615 F	80,9	3,19	30	1,18	27	1,06
3/8"	10	02/ METRIC	ISO 8434-1-L	M18x1,5 MALE 12L	FFH06-2/1815 F	80,9	3,19	30	1,18	27	1,06
3/8"	10	02/ METRIC	ISO 8434-1-L	M22x1,5 MALE 15L	FFH06-2/2215 F	81,9	3,22	30	1,18	27	1,06
3/8"	10	03/ METRIC	ISO 8434-1-S	M20x1.5 MALE 12S	FFH06-3/2015 F	80,9	3,19	30	1,18	27	1,06
3/8"	10	05/ METRIC	ISO 8434-1-L	M18x1,5 MALE BULKHEAD 12L	FFH06-5/1815 F	105,9	4,17	30	1,18	27	1,06
3/8"	10	05/ METRIC	ISO 8434-1-L	M22x1,5 MALE BULKHEAD 15L	FFH06-5/2215 F	107,9	4,25	30	1,18	27	1,06
3/8"	10	06/ METRIC	ISO 8434-1-S	M20x1.5 MALE BULKHEAD 12S	FFH06-6/2015 F	107,9	4,25	30	1,18	27	1,06
3/8"	10	07/ METRIC	ISO 8434-1-L	M16x1,5 MALE BULKHEAD SHORT 10L	FFH06-7/1615 F	94,9	3,74	30	1,18	27	1,06
3/8"	10	07/ METRIC	ISO 8434-1-L	M18x1.5 MALE BULKHEAD SHORT 12L	FFH06-7/1815 F	95,9	3,78	30	1,18	27	1,06
3/8"	10	07/ METRIC	ISO 8434-1-L	M22x1.5 MALE BULKHEAD SHORT 15L	FFH06-7/2215 F	97,9	3,85	30	1,18	27	1,06
3/8"	10	12/ SAE	ISO 8434-3	13/16"-16 UN MALE BULKHEAD ORFS	FFH06-12/12S F	106	4,17	30	1,18	27	1,06
3/8"	10	14/ SAE	ISO 8434-2	3/4"-16 UN MALE BULKHEAD JIC	FFH06-14/12S F	106,5	4,19	30	1,18	27	1,06
3/8"	10	F BSPP	ISO 1179-1	BSPP 1/2 FEMALE	FFH06 12GAS F	79,4	3,13	30	1,18	27	1,06

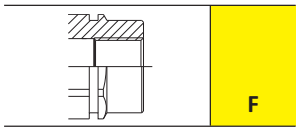
F

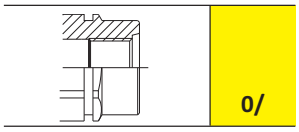
0/

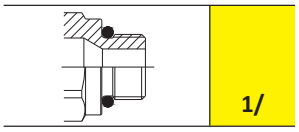
1/

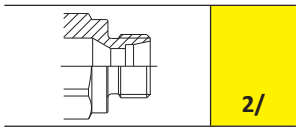
2/

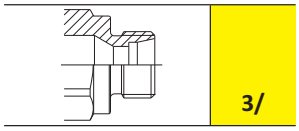
3/

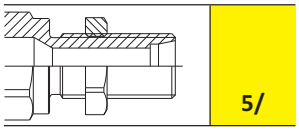
5/

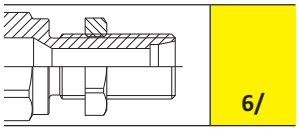
6/

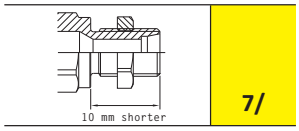

7/

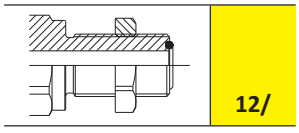
12/

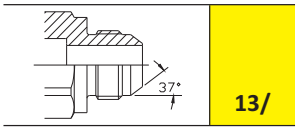

13/

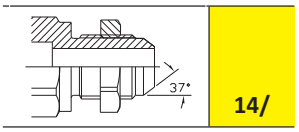

14/

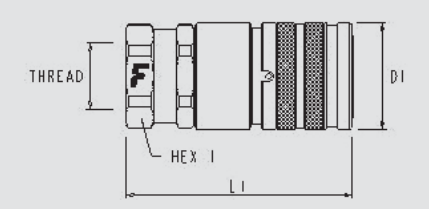

FFH

Size		Thread details			FEMALE						
inch	mm	Thread Type	Standard	Thread	Part Number	L (L1 + Thread) mm	L (L1 + Thread) inch	D1 mm	D1 inch	HEX1 mm	HEX1 inch
3/8"	10	F BSPP	ISO 1179-1	BSPP 3/8 FEMALE	FFH06 38GAS F	75	2,95	30	1,18	27	1,06
3/8"	10	F BSPP	ISO 1179-1	BSPP 3/8 FEMALE	FFH06 38GAS FV	97,9	3,85	30	1,18	27	1,06
3/8"	10	F NPTF	ANSI B1.20.3	NPTF 1/2 FEMALE	FFH06 12NPT F	79,4	3,13	30	1,18	27	1,06
3/8"	10	F NPTF	ANSI B1.20.3	NPTF 3/8 FEMALE	FFH06 38NPT F	75	2,95	30	1,18	27	1,06
1/2"	12,5	0/ SAE	ISO 11926-1	1-1/16"-12 UN FEMALE ORB	FFH08 34SAE F	86,8	3,42	38	1,5	34	1,34
1/2"	12,5	0/ SAE	ISO 11926-1	3/4"-16 UNF FEMALE ORB	FFH08 12SAE F	81,3	3,2	38	1,5	34	1,34
1/2"	12,5	0/ SAE	ISO 11926-1	7/8"-14 UNF FEMALE ORB	FFH08 58SAE F	81,3	3,2	38	1,5	34	1,34
1/2"	12,5	01/ SAE	ISO 11926-3	3/4"-16 UNF MALE	FFH08-1/12S F	82,4	3,24	38	1,5	34	1,34
1/2"	12,5	02/ METRIC	ISO 8434-1-L	M18x1,5 MALE 12L	FFH08-2/1815 F	82,3	3,24	38	1,5	34	1,34
1/2"	12,5	02/ METRIC	ISO 8434-1-L	M22x1,5 MALE 15L	FFH08-2/2215 F	83,3	3,28	38	1,5	34	1,34
1/2"	12,5	03/ METRIC	ISO 8434-1-S	M24x1,5 MALE 16S	FFH08-3/2415 F	85,3	3,36	38	1,5	34	1,34
1/2"	12,5	05/ METRIC	ISO 8434-1-L	M18x1,5 MALE BULKHEAD 12L	FFH08-5/1815 F	107,3	4,22	38	1,5	34	1,34
1/2"	12,5	05/ METRIC	ISO 8434-1-L	M22x1,5 MALE BULKHEAD 15L	FFH08-5/2215 F	109,3	4,3	38	1,5	34	1,34
1/2"	12,5	06/ METRIC	ISO 8434-1-S	M24x1.5 MALE BULKHEAD 16S	FFH08-6/2415 F	111,3	4,38	38	1,5	34	1,34
1/2"	12,5	07/ METRIC	ISO 8434-1-L	M22x1.5 MALE BULKHEAD SHORT 15L	FFH08-7/2215 F	99,3	3,91	38	1,5	34	1,34
1/2"	12,5	12/ SAE	ISO 8434-3	1-3/16"-12 UN MALE BULKHEAD ORFS	FFH08-12/34S F	112,8	4,44	38	1,5	36	1,42
1/2"	12,5	12/ SAE	ISO 8434-3	1"-14 UNS MALE BULKHEAD ORFS	FFH08-12/58S F	111,8	4,4	38	1,5	34	1,34
1/2"	12,5	12/ SAE	ISO 8434-3	13/16"-16 UN MALE BULKHEAD ORFS	FFH08-12/12S F	107,8	4,24	38	1,5	34	1,34
1/2"	12,5	13/ SAE	ISO 8434-2	7/8"-14 UNF MALE JIC	FFH08-13/58S F	90,6	3,57	38	1,5	34	1,34
1/2"	12,5	14/ SAE	ISO 8434-2	1-1/16"-12 UN MALE BULKHEAD JIC	FFH08-14/34S F	115,7	4,56	38	1,5	34	1,34
1/2"	12,5	14/ SAE	ISO 8434-2	3/4"-16 UN MALE BULKHEAD JIC	FFH08-14/12S F	107,9	4,25	38	1,5	34	1,34
1/2"	12,5	14/ SAE	ISO 8434-2	7/8"-14 UNF MALE BULKHEAD JIC	FFH08-14/58S F	111,4	4,39	38	1,5	34	1,34
1/2"	12,5	F BSPP	ISO 1179-1	BSPP 1/2 FEMALE	FFH08 12GAS F	81,3	3,2	38	1,5	34	1,34
1/2"	12,5	F BSPP	ISO 1179-1	BSPP 1/2 FEMALE	FFH08 12GAS FV	81,3	3,2	38	1,5	34	1,34
1/2"	12,5	F BSPP	ISO 1179-1	BSPP 3/4 FEMALE	FFH08 34GAS F	84,8	3,34	38	1,5	34	1,34
1/2"	12,5	F NPTF	ANSI B1.20.3	NPTF 1/2 FEMALE	FFH08 12NPT F	81,3	3,2	38	1,5	34	1,34
1/2"	12,5	F NPTF	ANSI B1.20.3	NPTF 3/4 FEMALE	FFH08 34NPT F	81,3	3,2	38	1,5	34	1,34
5/8"	16	0/ SAE	ISO 11926-1	1-1/16"-12 UN FEMALE ORB	FFH10 34SAE F	95,1	3,74	42	1,65	38	1,5
5/8"	16	01/ SAE	ISO 11926-3	1-1/16"-12 UN MALE	FFH10-1/34S F	95,4	3,76	42	1,65	38	1,5
5/8"	16	01/ SAE	ISO 11926-3	7/8"-14 UNF MALE	FFH10-1/58S F	93	3,66	42	1,65	38	1,5
5/8"	16	02/ METRIC	ISO 8434-1-L	M26x1,5 MALE 18L	FFH10-2/2615 F	92,3	3,63	42	1,65	38	1,5
5/8"	16	03/ METRIC	ISO 8434-1-S	M24x1,5 MALE 16S	FFH10-3/2415 F	94,3	3,71	42	1,65	38	1,5
5/8"	16	05/ METRIC	ISO 8434-1-L	M26x1,5 MALE BULKHEAD 18L	FFH10-5/2615 F	120,3	4,74	42	1,65	38	1,5

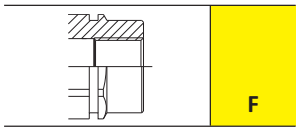
F

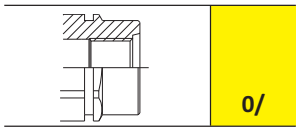
0/

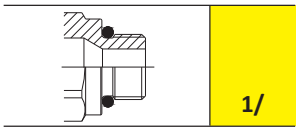
1/

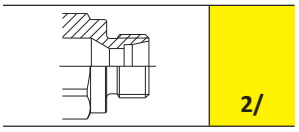
2/

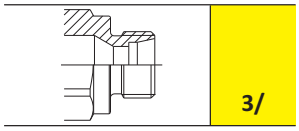
3/

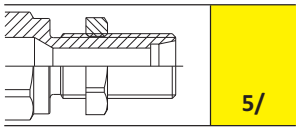
5/

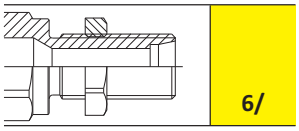
6/

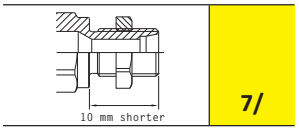

7/

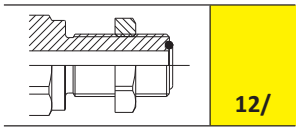
12/

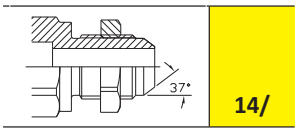

14/

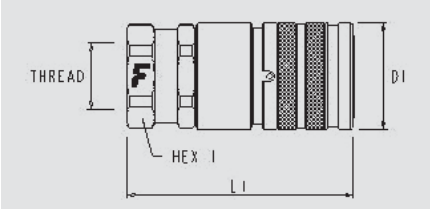

FFH

Size		Thread details			FEMALE						
inch	mm	Thread Type	Standard	Thread	Part Number	L (L1 + Thread) mm	L (L1 + Thread) inch	D1 mm	D1 inch	HEX1 mm	HEX1 inch
5/8"	16	06/ METRIC	ISO 8434-1-S	M24x1.5 MALE BULKHEAD 16S	FFH10-6/2415 F	120,3	4,74	42	1,65	38	1,5
5/8"	16	F BSPP	ISO 1179-1	BSPP 3/4 FEMALE	FFH10 34GAS F	92,1	3,63	42	1,65	38	1,5
5/8"	16	F BSPP	ISO 1179-1	BSPP 5/8 FEMALE	FFH10 58GAS F	91,1	3,59	42	1,65	38	1,5
5/8"	16	F NPTF	ANSI B1.20.3	NPTF 3/4 FEMALE	FFH10 34NPT F	92,1	3,63	42	1,65	38	1,5
3/4"	20	0/ METRIC	ISO 6149-1	M33x2 FEMALE ORB	FFH12-0/3320 F	102,6	4,04	48	1,89	42	1,65
3/4"	20	0/ SAE	ISO 11926-1	1-1/16"-12 UN FEMALE ORB	FFH12 34SAE F	104,3	4,11	48	1,89	42	1,65
3/4"	20	0/ SAE	ISO 11926-1	1-5/16"-12 UN FEMALE ORB	FFH12 1SAE F	104,3	4,11	48	1,89	42	1,65
3/4"	20	01/ METRIC	ISO 6149-2	M27x2 MALE	FFH12-1/2720 F	113,1	4,45	48	1,89	42	1,65
3/4"	20	01/ SAE	ISO 11926-3	1-1/16"-12 UN MALE	FFH12-1/34S F	107,6	4,24	48	1,89	42	1,65
3/4"	20	02/ METRIC	ISO 8434-1-L	M30x2 MALE 22L	FFH12-2/3020 F	105,9	4,17	48	1,89	42	1,65
3/4"	20	03/ METRIC	ISO 8434-1-S	M30x2 MALE 20S	FFH12-3/3020 F	108,4	4,27	48	1,89	42	1,65
3/4"	20	05/ METRIC	ISO 8434-1-L	M30x2 MALE BULKHEAD 22L	FFH12-5/3020 F	133,9	5,27	48	1,89	42	1,65
3/4"	20	06/ METRIC	ISO 8434-1-S	M30x2 MALE BULKHEAD 20S	FFH12-6/3020 F	136,1	5,36	48	1,89	42	1,65
3/4"	20	06/ METRIC	ISO 8434-1-S	M36x2 MALE BULKHEAD 25S	FFH12-6/3620 F	138,9	5,47	48	1,89	42	1,65
3/4"	20	12/ SAE	ISO 8434-3	1-3/16"-12 UN MALE BULKHEAD ORFS	FFH12-12/34S F	133,4	5,25	48	1,89	42	1,65
3/4"	20	12/ SAE	ISO 8434-3	1-7/16"-12 UN MALE BULKHEAD ORFS	FFH12-12/1S F	133,9	5,27	48	1,89	42	1,65
3/4"	20	14/ SAE	ISO 8434-2	1-1/16"-12 UN MALE BULKHEAD JIC	FFH12-14/34S F	136,3	5,37	48	1,89	42	1,65
3/4"	20	F BSPP	ISO 1179-1	BSPP 1 FEMALE	FFH12 1GAS F	104,3	4,11	48	1,89	42	1,65
3/4"	20	F BSPP	ISO 1179-1	BSPP 3/4 FEMALE	FFH12 34GAS F	100,3	3,95	48	1,89	42	1,65
3/4"	20	F NPTF	ANSI B1.20.3	NPTF 1 FEMALE	FFH12 1NPT F	104,3	4,11	48	1,89	42	1,65
3/4"	20	F NPTF	ANSI B1.20.3	NPTF 3/4 FEMALE	FFH12 34NPT F	100,3	3,95	48	1,89	42	1,65
1"	25	0/ METRIC	ISO 6149-1	M33x2 FEMALE ORB	FFH16-0/3320 F	103	4,06	55	2,17	50	1,97
1"	25	0/ SAE	ISO 11926-1	1-5/16"-12 UN FEMALE ORB	FFH16 1SAE F	100,5	3,96	55	2,17	50	1,97
1"	25	01/ METRIC	ISO 6149-2	M30x2 MALE	FFH16-1/3020 F	121,5	4,78	55	2,17	50	1,97
1"	25	03/ METRIC	ISO 8434-1-S	M36x2 MALE 25S	FFH16-3/3620 F	112	4,41	55	2,17	50	1,97
1"	25	06/ METRIC	ISO 8434-1-S	M36x2 MALE BULKHEAD 25S	FFH16-6/3620 F	141	5,55	55	2,17	50	1,97
1"	25	F BSPP	ISO 1179-1	BSPP 1 FEMALE	FFH16 1GAS F	100,5	3,96	55	2,17	50	1,97
1"	25	F BSPP	ISO 1179-1	BSPP 1-1/2 FEMALE	FFH16 112GAS F	105,3	4,15	55	2,17	55	2,17
1"	25	F BSPP	ISO 1179-1	BSPP 1-1/4 FEMALE	FFH16 114GAS F	103	4,06	55	2,17	50	1,97
1"	25	F NPTF	ANSI B1.20.3	NPTF 1 FEMALE	FFH16 1NPT F	100,5	3,96	55	2,17	50	1,97
1"	25	F NPTF	ANSI B1.20.3	NPTF 1-1/4 FEMALE	FFH16 114NPT F	100,5	3,96	55	2,17	50	1,97

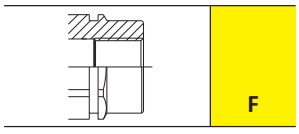
F

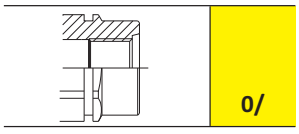
0/

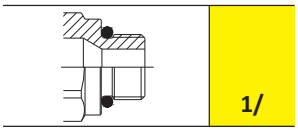
1/

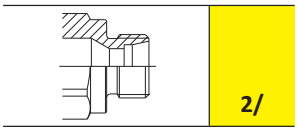
2/

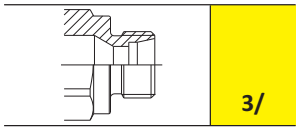
3/

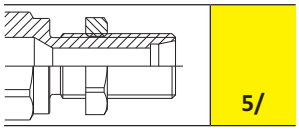
5/

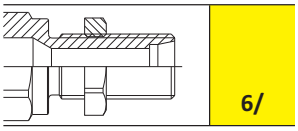
6/

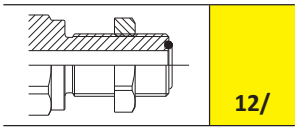
12/

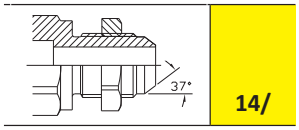

14/

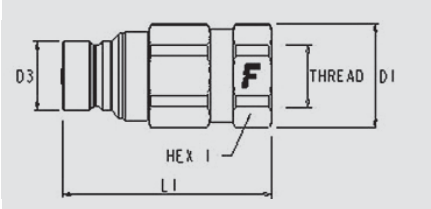

FFH

Size		Thread details			MALE								
inch	mm	Thread Type	Standard	Thread	Part Number	L (L1 + Thread) mm	L (L1 + Thread) inch	D1 mm	D1 inch	D3 mm	D3 inch	HEX1 mm	HEX1 inch
1/8"	3,2	01/ BSPP	ISO 1179-3	1/4" BSPP MALE	FFH02-21/14G M	51	2,01	21	0,83	11,6	0,46	19	0,75
1/8"	3,2	01/ SAE	ISO 11926-3	9/16"-18 UNF MALE	FFH02-1/38S M	54	2,13	19	0,75	11,6	0,46	17	0,67
1/8"	3,2	F BSPP	ISO 1179-1	BSPP 1/8 FEMALE	FFH02 18GAS M	44	1,73	18	0,71	11,6	0,46	16	0,63
1/4"	6,3	0/ SAE	ISO 11926-1	9/16"-18 UNF FEMALE ORB	FFH04 38SAE M	52	2,05	26	1,02	16,1	0,63	24	0,94
1/4"	6,3	01/ BSPP	ISO 1179-3	1/4" BSPP MALE	FFH04-1/14G M	52	2,05	26	1,02	16,1	0,63	24	0,94
1/4"	6,3	02/ METRIC	ISO 8434-1-L	M16x1,5 MALE 10L	FFH04-2/1615 M	50,5	1,99	26	1,02	16,1	0,63	24	0,94
1/4"	6,3	03/ METRIC	ISO 8434-1-S	M16x1.5 MALE 8S	FFH04-3/1615 M	51,5	2,03	26	1,02	16,1	0,63	24	0,94
1/4"	6,3	05/ METRIC	ISO 8434-1-L	M16x1,5 MALE BULKHEAD 10L	FFH04-5/1615 M	74,5	2,93	26	1,02	16,1	0,63	24	0,94
1/4"	6,3	06/ METRIC	ISO 8434-1-S	M16x1.5 MALE BULKHEAD 8S	FFH04-6/1615 M	75,5	2,97	26	1,02	16,1	0,63	24	0,94
1/4"	6,3	07/ METRIC	ISO 8434-1-L	M14x1,5 MALE BULKHEAD SHORT 8L	FFH04-7/1415 M	63,5	2,5	26	1,02	16,1	0,63	24	0,94
1/4"	6,3	12/ SAE	ISO 8434-3	11/16"-16 UN MALE BULKHEAD ORFS	FFH04-12/38S M	73,5	2,89	26	1,02	16,1	0,63	24	0,94
1/4"	6,3	13/ SAE	ISO 8434-2	9/16"-18 UNF MALE JIC	FFH04-13/38S M	53,6	2,11	26	1,02	16,1	0,63	24	0,94
1/4"	6,3	14/ SAE	ISO 8434-2	9/16"-18 UNF MALE BULKHEAD JIC	FFH04-14/38S M	72	2,83	26	1,02	16,1	0,63	24	0,94
1/4"	6,3	28/ SAE	ISO 8434-2	3/4"-16 UNF FEMALE JIC	FFH04-28/12S M	50	1,97	26	1,02	16,1	0,63	24	0,94
1/4"	6,3	F BSPP	ISO 1179-1	BSPP 1/4 FEMALE	FFH04 14GAS M	49	1,93	26	1,02	16,1	0,63	24	0,94
1/4"	6,3	F NPTF	ANSI B1.20.3	NPTF 1/4 FEMALE	FFH04 14NPT M	49	1,93	26	1,02	16,1	0,63	24	0,94
3/8"	10	0/ SAE	ISO 11926-1	3/4"-16 UNF FEMALE ORB	FFH06 12SAE M	71,8	2,83	33	1,3	19,7	0,78	30	1,18
3/8"	10	01/ BSPP	ISO 1179-3	1/2" BSPP MALE	FFH06-21/12G M	75,3	2,96	33	1,3	19,7	0,78	30	1,18
3/8"	10	01/ BSPP	ISO 1179-3	1/2" BSPP MALE	FFH06-1/12G M	75,8	2,98	33	1,3	19,7	0,78	30	1,18
3/8"	10	01/ METRIC	ISO 6149-2	M22x1,5 MALE	FFH06-1/2215 M	76,3	3	33	1,3	19,7	0,78	30	1,18
3/8"	10	01/ SAE	ISO 11926-3	3/4"-16 UNF MALE	FFH06-1/12S M	72,4	2,85	33	1,3	19,7	0,78	30	1,18
3/8"	10	02/ METRIC	ISO 8434-1-L	M16x1,5 MALE 10L	FFH06-2/1615 M	72,3	2,9	33	1,3	19,7	0,78	30	1,18
3/8"	10	02/ METRIC	ISO 8434-1-L	M18x1,5 MALE 12L	FFH06-2/1815 M	72,3	2,85	33	1,3	19,7	0,78	30	1,18
3/8"	10	02/ METRIC	ISO 8434-1-L	M22x1,5 MALE 15L	FFH06-2/2215 M	73,3	2,89	33	1,3	19,7	0,78	30	1,18
3/8"	10	03/ METRIC	ISO 8434-1-S	M20x1.5 MALE 12S	FFH06-3/2015 M	73,3	2,89	33	1,3	19,7	0,78	30	1,18
3/8"	10	05/ METRIC	ISO 8434-1-L	M18x1,5 MALE BULKHEAD 12L	FFH06-5/1815 M	97,3	3,83	33	1,3	19,7	0,78	30	1,18
3/8"	10	05/ METRIC	ISO 8434-1-L	M22x1,5 MALE BULKHEAD 15L	FFH06-5/2215 M	99,3	3,91	33	1,3	19,7	0,78	30	1,18
3/8"	10	06/ METRIC	ISO 8434-1-S	M20x1.5 MALE BULKHEAD 12S	FFH06-6/2015 M	99,3	3,91	33	1,3	19,7	0,78	30	1,18
3/8"	10	07/ METRIC	ISO 8434-1-L	M18x1.5 MALE BULKHEAD SHORT 12L	FFH06-7/1815 M	87,3	3,44	33	1,3	19,7	0,78	30	1,18

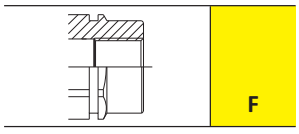
F

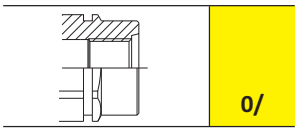
0/

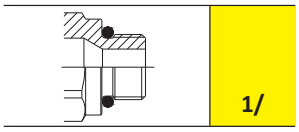
1/

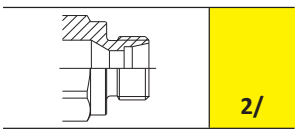
2/

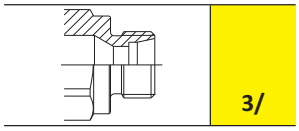
3/

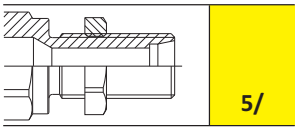
5/

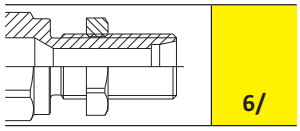
6/

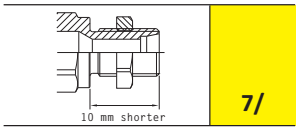

7/

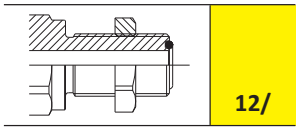
12/

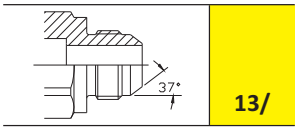

13/

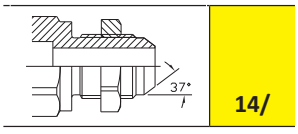

14/

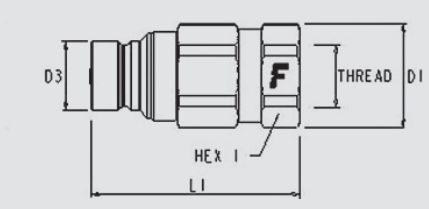

FFH

Size		Thread details			MALE								
inch	mm	Thread Type	Standard	Thread	Part Number	L (L1 + Thread) mm	L (L1 + Thread) inch	D1 mm	D1 inch	D3 mm	D3 inch	HEX1 mm	HEX1 inch
3/8"	10	07/ METRIC	ISO 8434-1-L	M22x1.5 MALE BULKHEAD SHORT 15L	FFH06-7/2215 M	89,3	3,52	33	1,3	19,7	0,78	30	1,18
3/8"	10	11/ SAE	ISO 8434-3	11/16"-16 UN MALE ORFS	FFH06-11/38S M	72,3	2,85	33	1,3	19,7	0,78	30	1,18
3/8"	10	11/ SAE	ISO 8434-3	13/16"-16 UN MALE ORFS	FFH06-11/12S M	74	2,91	33	1,3	19,7	0,78	30	1,18
3/8"	10	12/ SAE	ISO 8434-3	13/16"-16 UN MALE BULKHEAD ORFS	FFH06-12/12S M	98	3,86	33	1,3	19,7	0,78	30	1,18
3/8"	10	14/ SAE	ISO 8434-2	3/4"-16 UN MALE BULKHEAD JIC	FFH06-14/12S M	97,9	3,85	33	1,3	19,7	0,78	30	1,18
3/8"	10	F BSPP	ISO 1179-1	BSPP 1/2 FEMALE	FFH06 12GAS M	73,3	2,89	33	1,3	19,7	0,78	30	1,18
3/8"	10	F BSPP	ISO 1179-1	BSPP 3/8 FEMALE	FFH06 38GAS M	68,3	2,69	33	1,3	19,7	0,78	30	1,18
3/8"	10	F BSPP	ISO 1179-1	BSPP 3/8 FEMALE	FFH06 38GAS MV	68,3	2,69	33	1,3	19,7	0,78	30	1,18
3/8"	10	F NPTF	ANSI B1.20.3	NPTF 1/2 FEMALE	FFH06 12NPT M	71,8	2,83	33	1,3	19,7	0,78	30	1,18
3/8"	10	F NPTF	ANSI B1.20.3	NPTF 3/8 FEMALE	FFH06 38NPT M	68,3	2,69	33	1,3	19,7	0,78	30	1,18
1/2"	12,5	0/ SAE	ISO 11926-1	1-1/16"-12 UN FEMALE ORB	FFH08 34SAE M	81	3,19	37	1,46	24,5	0,96	34	1,34
1/2"	12,5	0/ SAE	ISO 11926-1	3/4"-16 UNF FEMALE ORB	FFH08 12SAE M	75	2,95	37	1,46	24,5	0,96	34	1,34
1/2"	12,5	0/ SAE	ISO 11926-1	7/8"-14 UNF FEMALE ORB	FFH08 58SAE M	76	2,99	37	1,46	24,5	0,96	34	1,34
1/2"	12,5	01/ BSPP	ISO 1179-3	1/2" BSPP MALE	FFH08-1/12G M	78	3,07	37	1,46	24,5	0,96	34	1,34
1/2"	12,5	01/ METRIC	ISO 6149-2	M22x1,5 MALE	FFH08-1/2215 M	78,5	3,09	37	1,46	24,5	0,96	34	1,34
1/2"	12,5	01/ SAE	ISO 11926-3	3/4"-16 UNF MALE	FFH08-1/12S M	74,6	2,94	37	1,46	24,5	0,96	34	1,34
1/2"	12,5	02/ METRIC	ISO 8434-1-L	M18x1,5 MALE 12L	FFH08-2/1815 M	74,5	2,93	37	1,46	24,5	0,96	34	1,34
1/2"	12,5	02/ METRIC	ISO 8434-1-L	M22x1,5 MALE 15L	FFH08-2/2215 M	75,5	2,97	37	1,46	24,5	0,96	34	1,34
1/2"	12,5	03/ METRIC	ISO 8434-1-S	M24x1,5 MALE 16S	FFH08-3/2415 M	77,5	3,05	37	1,46	24,5	0,96	34	1,34
1/2"	12,5	05/ METRIC	ISO 8434-1-L	M18x1,5 MALE BULKHEAD 12L	FFH08-5/1815 M	99,5	3,92	37	1,46	24,5	0,96	34	1,34
1/2"	12,5	05/ METRIC	ISO 8434-1-L	M22x1,5 MALE BULKHEAD 15L	FFH08-5/2215 M	101,5	4	37	1,46	24,5	0,96	34	1,34
1/2"	12,5	06/ METRIC	ISO 8434-1-S	M24x1.5 MALE BULKHEAD 16S	FFH08-6/2415 M	103,5	4,07	37	1,46	24,5	0,96	34	1,34
1/2"	12,5	07/ METRIC	ISO 8434-1-L	M22x1.5 MALE BULKHEAD SHORT 15L	FFH08-7/2215 M	91,5	3,6	37	1,46	24,5	0,96	34	1,34
1/2"	12,5	12/ SAE	ISO 8434-3	1-3/16"-12 UN MALE BULKHEAD ORFS	FFH08-12/34S M	105,5	4,15	37	1,46	24,5	0,96	34	1,34
1/2"	12,5	12/ SAE	ISO 8434-3	1"-14 UNS MALE BULKHEAD ORFS	FFH08-12/58S M	104	4,09	37	1,46	24,5	0,96	34	1,34

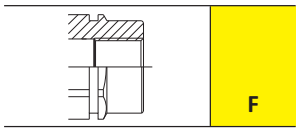
F

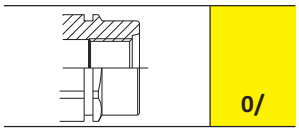
0/

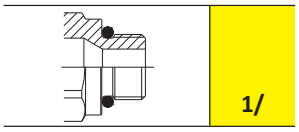
1/

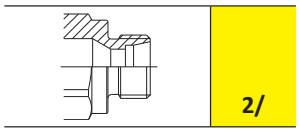
2/

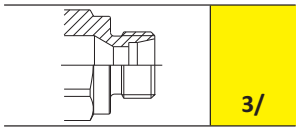
3/

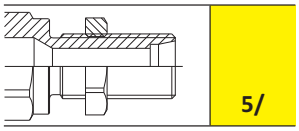
5/

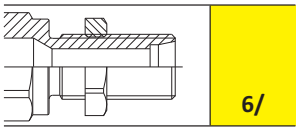
6/

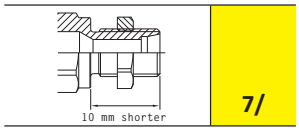

7/

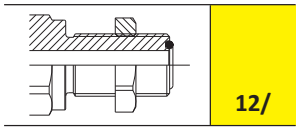
12/

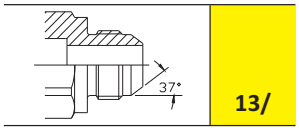

13/

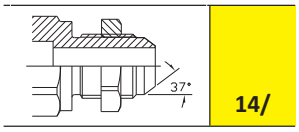

14/

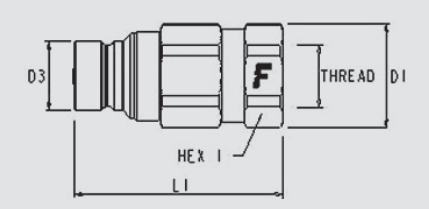

FFH

Size		Thread details			MALE								
inch	mm	Thread Type	Standard	Thread	Part Number	L (L1 + Thread) mm	L (L1 + Thread) inch	D1 mm	D1 inch	D3 mm	D3 inch	HEX1 mm	HEX1 inch
1/2"	12,5	12/ SAE	ISO 8434-3	13/16"-16 UN MALE BULKHEAD ORFS	FFH08-12/12S M	100	3,94	37	1,46	24,5	0,96	34	1,34
1/2"	12,5	13/ SAE	ISO 8434-2	7/8"-14 UNF MALE JIC	FFH08-13/58S M	82,8	3,26	37	1,46	24,5	0,96	34	1,34
1/2"	12,5	14/ SAE	ISO 8434-2	1-1/16"-12 UN MALE BULKHEAD JIC	FFH08-14/34S M	108,4	4,27	37	1,46	24,5	0,96	34	1,34
1/2"	12,5	14/ SAE	ISO 8434-2	7/8"-14 UNF MALE BULKHEAD JIC	FFH08-14/58S M	103,6	4,08	37	1,46	24,5	0,96	34	1,34
1/2"	12,5	61/ SAE	ISO 8434-2	1-1/16"-12 UN 90° MALE	FFH08-61/34S M	89	3,5	38	1,5	24,5	0,96	34	1,34
1/2"	12,5	61/ SAE	ISO 8434-2	9/16"-18 UN 90° MALE	FFH08-61/38S M	89	3,5	38	1,5	24,5	0,96	34	1,34
1/2"	12,5	F BSPP	ISO 1179-1	BSPP 1/2 FEMALE	FFH08 12GAS M	75	2,95	37	1,46	24,5	0,96	34	1,34
1/2"	12,5	F BSPP	ISO 1179-1	BSPP 1/2 FEMALE	FFH08 12GAS MV	75	2,95	37	1,46	24,5	0,96	34	1,34
1/2"	12,5	F BSPP	ISO 1179-1	BSPP 3/4 FEMALE	FFH08 34GAS M	78	3,07	37	1,46	24,5	0,96	34	1,34
1/2"	12,5	F NPTF	ANSI B1.20.3	NPTF 1/2 FEMALE	FFH08 12NPT M	77	3,03	37	1,46	24,5	0,96	34	1,34
1/2"	12,5	F NPTF	ANSI B1.20.3	NPTF 3/4 FEMALE	FFH08 34NPT M	77	3,03	37	1,46	24,5	0,96	34	1,34
5/8"	16	0/ SAE	ISO 11926-1	1-1/16"-12 UN FEMALE ORB	FFH10 34SAE M	94,1	3,7	45	1,77	27	1,06	41	1,61
5/8"	16	01/ SAE	ISO 11926-3	1-1/16"-12 UN MALE	FFH10-1/34S M	90,8	3,57	45	1,77	27	1,06	41	1,61
5/8"	16	01/ SAE	ISO 11926-3	7/8"-14 UNF MALE	FFH10-1/58S M	88,4	3,48	45	1,77	27	1,06	41	1,61
5/8"	16	02/ METRIC	ISO 8434-1-L	M26x1,5 MALE 18L	FFH10-2/2615 M	87,7	3,45	45	1,77	27	1,06	41	1,61
5/8"	16	03/ METRIC	ISO 8434-1-S	M24x1,5 MALE 16S	FFH10-3/2415 M	89,7	3,53	45	1,77	27	1,06	41	1,61
5/8"	16	05/ METRIC	ISO 8434-1-L	M26x1,5 MALE BULKHEAD 18L	FFH10-5/2615 M	115,7	4,56	45	1,77	27	1,06	41	1,61
5/8"	16	06/ METRIC	ISO 8434-1-S	M24x1.5 MALE BULKHEAD 16S	FFH10-6/2415 M	115,7	4,56	45	1,77	27	1,06	41	1,61
5/8"	16	F BSPP	ISO 1179-1	BSPP 3/4 FEMALE	FFH10 34GAS M	91,1	3,59	45	1,77	27	1,06	41	1,61
5/8"	16	F BSPP	ISO 1179-1	BSPP 5/8 FEMALE	FFH10 58GAS M	91,1	3,59	45	1,77	27	1,06	41	1,61
5/8"	16	F NPTF	ANSI B1.20.3	NPTF 3/4 FEMALE	FFH10 34NPT M	91,1	3,59	45	1,77	27	1,06	41	1,61
3/4"	20	0/ SAE	ISO 11926-1	1-1/16"-12 UN FEMALE ORB	FFH12 34SAE M	101,6	4	46	1,81	29,95	1,18	42	1,65
3/4"	20	0/ SAE	ISO 11926-1	1-5/16"-12 UN FEMALE ORB	FFH12 1SAE M	101,6	4	46	1,81	29,95	1,18	42	1,65
3/4"	20	01/ SAE	ISO 11926-3	1-1/16"-12 UN MALE	FFH12-1/34S M	101	3,98	46	1,81	29,95	1,18	42	1,65
3/4"	20	02/ METRIC	ISO 8434-1-L	M30x2 MALE 22L	FFH12-2/3020 M	96,9	3,81	46	1,81	29,95	1,18	42	1,65
3/4"	20	03/ METRIC	ISO 8434-1-S	M30x2 MALE 20S	FFH12-3/3020 M	98,9	3,89	46	1,81	29,95	1,18	42	1,65
3/4"	20	05/ METRIC	ISO 8434-1-L	M30x2 MALE BULKHEAD 22L	FFH12-5/3020 M	124,9	4,92	46	1,81	29,95	1,18	42	1,65
3/4"	20	06/ METRIC	ISO 8434-1-S	M30x2 MALE BULKHEAD 20S	FFH12-6/3020 M	129,9	5,11	46	1,81	29,95	1,18	42	1,65
3/4"	20	12/ SAE	ISO 8434-3	1-3/16"-12 UN MALE BULKHEAD ORFS	FFH12-12/34S M	127,4	5,02	46	1,81	29,95	1,18	42	1,65

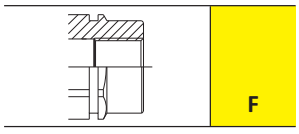
F

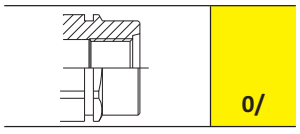
0/

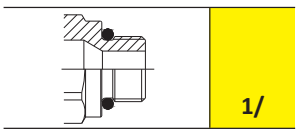
1/

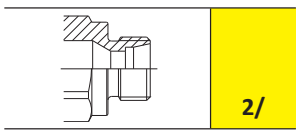
2/

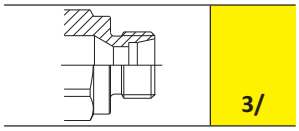
3/

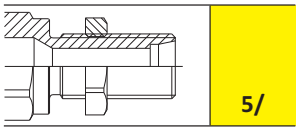
5/

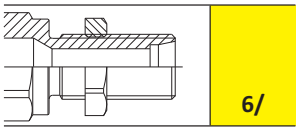
6/

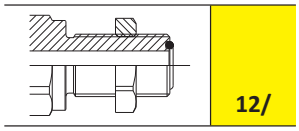
12/

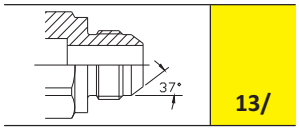

13/

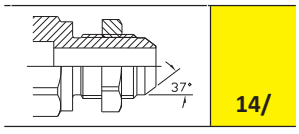

14/

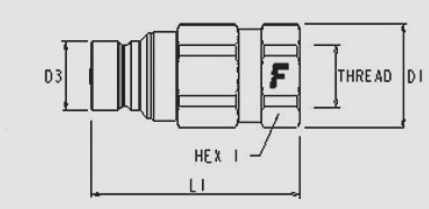

FFH

Size		Thread details			MALE								
inch	mm	Thread Type	Standard	Thread	Part Number	L (L1 + Thread) mm	L (L1 + Thread) inch	D1 mm	D1 inch	D3 mm	D3 inch	HEX1 mm	HEX1 inch
3/4"	20	13/ SAE	ISO 8434-2	1-1/16"-12 UN MALE JIC	FFH12-13/34S M	107,8	4,24	46	1,81	29,95	1,18	42	1,65
3/4"	20	14/ SAE	ISO 8434-2	1-1/16"-12 UN MALE BULKHEAD JIC	FFH12-14/34S M	130,3	5,13	46	1,81	29,95	1,18	42	1,65
3/4"	20	F BSPP	ISO 1179-1	BSPP 1 FEMALE	FFH12 1GAS M	101,6	4	46	1,81	29,95	1,18	42	1,65
3/4"	20	F BSPP	ISO 1179-1	BSPP 3/4 FEMALE	FFH12 34GAS M	101,6	4	46	1,81	29,95	1,18	42	1,65
3/4"	20	F NPTF	ANSI B1.20.3	NPTF 1 FEMALE	FFH12 1NPT M	101,5	4	46	1,81	29,95	1,18	42	1,65
3/4"	20	F NPTF	ANSI B1.20.3	NPTF 3/4 FEMALE	FFH12 34NPT M	101,6	4	46	1,81	29,95	1,18	42	1,65
1"	25	0/ SAE	ISO 11926-1	1-5/16"-12 UN FEMALE ORB	FFH16 1SAE M	106,5	4,19	59	2,32	36	1,42	55	2,17
1"	25	03/ METRIC	ISO 8434-1-S	M36x2 MALE 25S	FFH16-3/3620 M	111	4,37	59	2,32	36	1,42	55	2,17
1"	25	06/ METRIC	ISO 8434-1-S	M36x2 MALE BULKHEAD 25S	FFH16-6/3620 M	140	5,51	59	2,32	36	1,42	55	2,17
1"	25	F BSPP	ISO 1179-1	BSPP 1 FEMALE	FFH16 1GAS M	106,5	4,19	59	2,32	36	1,42	55	2,17
1"	25	F BSPP	ISO 1179-1	BSPP 1-1/2 FEMALE	FFH16 112GAS M	110	4,33	59	2,32	36	1,42	55	2,17
1"	25	F BSPP	ISO 1179-1	BSPP 1-1/4 FEMALE	FFH16 114GAS M	109	4,29	59	2,32	36	1,42	55	2,17
1"	25	F NPTF	ANSI B1.20.3	NPTF 1 FEMALE	FFH16 1NPT M	107,5	4,23	59	2,32	36	1,42	55	2,17
1"	25	F NPTF	ANSI B1.20.3	NPTF 1-1/4 FEMALE	FFH16 114NPT M	106,5	4,19	59	2,32	36	1,42	55	2,17

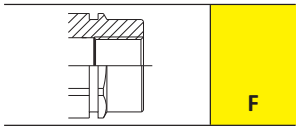
F

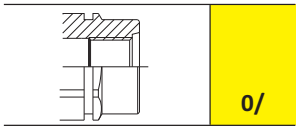
0/

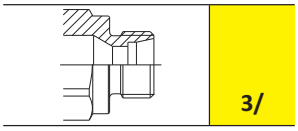
3/

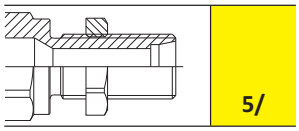
5/

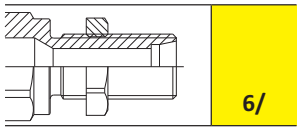
6/

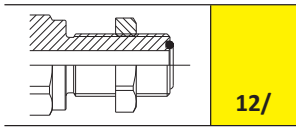
12/

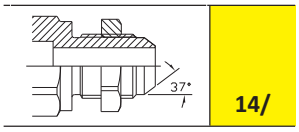

14/

FFH accessories

PVC dust caps

Caps suitable for FEMALE

Size			Cap Details	
inch	mm	dash	Part number	Colour
3/8"	10	06	TMF 38	orange
3/8"	10	06	TMF 38 B	blue
3/8"	10	06	TMF 38 G	yellow
3/8"	10	06	TMF 38 N	black
3/8"	10	06	TMF 38 R	red
3/8"	10	06	TMF 38 V	green

Caps suitable for FEMALE

Size			Cap Details	
inch	mm	dash	Part number	Colour
1/4"	6,3	04	TM 2FI14	orange
1/4"	6,3	04	TM 2FI14 N	black
1/2"	12,5	08	TM 2FI12	orange
1/2"	12,5	08	TM 2FI12 N	black
5/8"	16	10	TM 2FI58	orange
3/4"	20	12	TM 2FI34	orange
3/4"	20	12	TM 2FI34 N	black
3/4"	20	12	TM 2FI34 R	red
1"	25	16	TM 2FI1	orange
1"	25	16	TM 2FI1 N	black

PVC dust caps

Caps suitable for MALE

Size			Cap Details	
inch	mm	dash	Part number	Colour
1/4"	6,3	04	TF 2FI14	orange
1/4"	6,3	04	TF 2FI14 N	black
3/8"	10	06	TFF 38	orange
3/8"	10	06	TFF 38 B	blue
3/8"	10	06	TFF 38 G	yellow
3/8"	10	06	TFF 38 N	black
3/8"	10	06	TFF 38 R	red
3/8"	10	06	TFF 38 V	green
1/2"	12,5	08	TF 2FI12	orange
1/2"	12,5	08	TF 2FI12 B	blue
1/2"	12,5	08	TF 2FI12 N	black
1/2"	12,5	08	TF 2FI12 R	red
5/8"	16	10	TF 2FI58	orange
3/4"	20	12	TF 2FI34	orange
3/4"	20	12	TF 2FI34 N	black
3/4"	20	12	TF 2FI34 R	red
1"	25	16	TF 2FI1	orange
1"	25	16	TF 2FI1 N	black

FFH Accessories

Aluminium dust caps

Caps suitable for FEMALE

Size			Cap Details	
inch	mm	dash	Part number	Colour
1/4"	6,3	04	TM 2FI14 S	
3/8"	10	06	TM 2FN38 S	
1/2"	12,5	08	TM 2FI12 S	
3/4"	20	12	TM 2FI34 S	
1"	25	16	TM 2FI1 S	

Caps suitable for MALE

Size			Cap Details	
inch	mm	dash	Part number	Colour
1/4"	6,3	04	TF 2FI14 S	
3/8"	10	06	TF 2FN38 S	
1/2"	12,5	08	TF 2FI12 S	
3/4"	20	12	TF 2FI34 S	
1"	25	16	TF 2FI1 S	

Acetal Resin (POM) dust caps

Caps suitable for FEMALE

Size			Cap Details	
inch	mm	dash	Part number	Colour
3/8"	10	06	TAF 38	blue
3/8"	10	06	TAF 38 G	yellow
3/8"	10	06	TAF 38 M UV	brown
3/8"	10	06	TAF 38 N	black
3/8"	10	06	TAF 38 R	red
3/8"	10	06	TAF 38 R UV	red
3/8"	10	06	TAF 38 UV	blue
3/8"	10	06	TAF 38 V	green
3/8"	10	06	TAF 38 V UV	green

Seal Kits

For Male

Size			Seal Details	
inch	mm	dash	Material	Part Number
1/8"	3,2	02	NBR; PTFE	SK FFH02
1/4"	6,3	04	PUR	SK MF 14
3/8"	10	06	PUR	SK FFH06
3/8"	10	06	FKM; PTFE	SK FFH06 V
1/2"	12,5	08	PUR; PTFE	SK FFH08
1/2"	12,5	08	FKM; PTFE	SK FFH08 V
5/8"	16	10	PUR; PTFE	SK FFH10
3/4"	20	12	PUR; PTFE	SK FFH12
1"	25	16	PUR; PTFE	SK FFH16

Every seals kit is composed of 5 or 10 pcs.

FSH

Flat face couplings, ISO 16028 interchange, 35 MPa series, sectors latching.

Flat face couplings with real maximum working pressure of 35 MPa and Zinc-Nickel plating. The sector latching system Faster patent enables to effectively tackle the Brinelling effect, provoked by high frequency impulse pressures. ISO 16028 interchange.

Applications

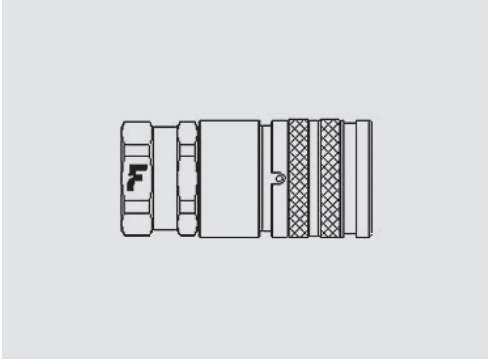

Technical Specifications

Size dash	Size mm	Size inch	Working Pressure (MPa)	Flow Rate (l/min)	Spillage (ml)	Force to Connect (N)	Burst pressure (MPa) Male	Burst pressure (MPa) Female	Burst pressure (MPa) Male + Female
06	10	3/8”	35	50	0,008	150	140	140	170
08	12,5	1/2”	35	110	0,01	210	140	140	170
12	20	3/4”	35	160	0,02	215	140	140	140
16	25	1”	35	230	0,03	280	140	140	170

Material	**Steel**
Seals	**NBR; PUR**
Working temperatures	**- 25 °C to + 100 °C**
Surface treatment	**MATE 1000 (ZnNi)**
Series Interchange	**ISO 16028**
Valve Type	**Flat**
Connection	**Push to Connect**
Disconnection	**Sleeve Retraction**
Connection Under Pressure	**Not Allowed**

Pressure Drop

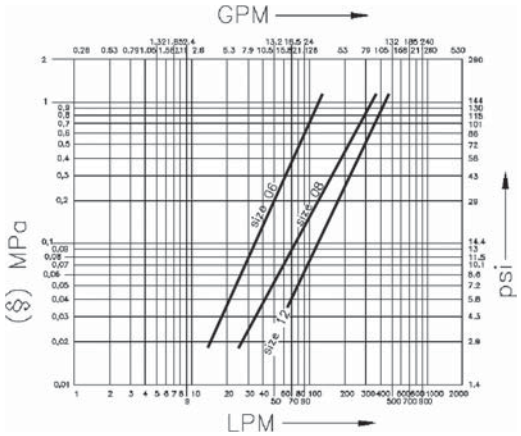

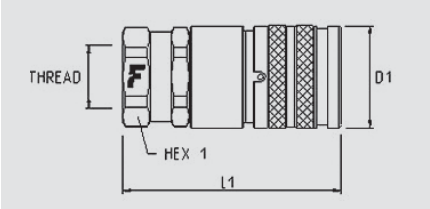

FSH

Size		Thread details			FEMALE						
inch	mm	Thread Type	Standard	Thread	Part Number	L (L1 + Thread) mm	L (L1 + Thread) inch	D1 mm	D1 inch	HEX1 mm	HEX1 inch
3/8"	10	02/ METRIC	ISO 8434-1-L	M18x1,5 MALE 12L	FSH06-2/1815 F	81	3,19	30	1,18	27	1,06
3/8"	10	F BSPP	ISO 1179-1	BSPP 3/8 FEMALE	FSH06 38GAS F	75	2,95	30	1,18	27	1,06
1/2"	12,5	0/ SAE	ISO 11926-1	1-1/16"-12 UN FEMALE ORB	FSH08 34SAE F	86,8	3,42	38	1,5	34	1,34
1/2"	12,5	F BSPP	ISO 1179-1	BSPP 1/2 FEMALE	FSH08 12GAS F	81,3	3,2	38	1,5	34	1,34
3/4"	20	F BSPP	ISO 1179-1	BSPP 3/4 FEMALE	FSH12 34GAS F	100	3,94	48	1,89	42	1,65
1"	25	0/ SAE	ISO 11926-1	1-5/16"-12 UN FEMALE ORB	FSH16 1SAE F	100,5	3,96	55	2,17	50	1,97
1"	25	F BSPP	ISO 1179-1	BSPP 1 FEMALE	FSH16 1GAS F	100,5	3,96	55	2,17	50	1,97

Accessories

PVC dust caps

Caps suitable for FEMALE

Size			Cap Details	
inch	mm	dash	Part number	Colour
3/8"	10	06	TMF 38	orange
3/8"	10	06	TMF 38 B	blue
3/8"	10	06	TMF 38 G	yellow
3/8"	10	06	TMF 38 N	black
3/8"	10	06	TMF 38 R	red
3/8"	10	06	TMF 38 V	green

Caps suitable for FEMALE

Size			Cap Details	
inch	mm	dash	Part number	Colour
1/2"	12,5	08	TM 2FI12	orange
1/2"	12,5	08	TM 2FI12 N	black
3/4"	20	12	TM 2FI34	orange
3/4"	20	12	TM 2FI34 N	black
3/4"	20	12	TM 2FI34 R	red
1"	25	16	TM 2FI1	orange
1"	25	16	TM 2FI1 N	black

Aluminium dust caps

Caps suitable for FEMALE

Size			Cap Details	
inch	mm	dash	Part number	Colour
3/8"	10	06	TM 2FN38 S	
1/2"	12,5	08	TM 2FI12 S	
3/4"	20	12	TM 2FI34 S	
1"	25	16	TM 2FI1 S	
1"	25	16	TM 2FI1 S	

Acetal Resin (POM) dust caps

Caps suitable for FEMALE

Size			Cap Details	
inch	mm	dash	Part number	Colour
3/8"	10	06	TAF 38	blue
3/8"	10	06	TAF 38 G	yellow
3/8"	10	06	TAF 38 M UV	brown
3/8"	10	06	TAF 38 N	black
3/8"	10	06	TAF 38 R	red
3/8"	10	06	TAF 38 R UV	red
3/8"	10	06	TAF 38 UV	blue
3/8"	10	06	TAF 38 V	green
3/8"	10	06	TAF 38 V UV	green

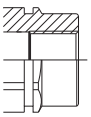

F

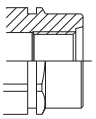

0/

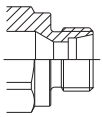

2/

3FFH

Flat face couplings, ISO 16028, connection under pressure.

Flat face couplings, connectable under residual pressure.
Real 35 MPa (5076 psi) max working pressure. ISO 16028 interchange.
Zinc-Nickel plating. It is possible to couple either a 3FFH female half under pressure with a FFH male half, or a 3FFH male half under pressure with a FFH female half.

Applications

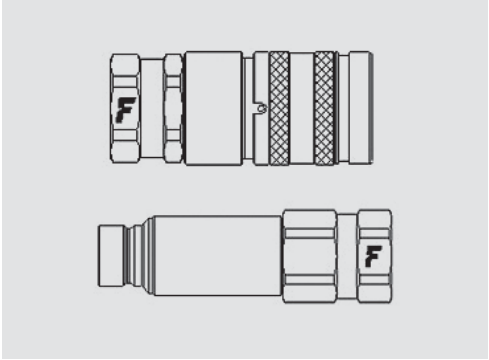

Technical Specifications (referred to male only)

dash	Size mm	Size inch	Working Pressure (MPa)	Flow Rate (l/min)	Spillage (ml)	Force to Connect (N)	Burst pressure (MPa) Male	Burst pressure (MPa) Female	Burst pressure (MPa) Male + Female
06	10	3/8”	35	35	0,008	190	140	140	140
08	12,5	1/2”	35	65	0,01	200	140	140	140
10	16	5/8”	35	97	0,02	210	140	140	140
12	10	3/4”	35	115	0,02	220	140	140	140

Material	**Steel**
Seals	**NBR; PUR**
Working temperatures	**- 25 °C to + 100 °C**
Surface treatment	**MATE 1000 (ZnNi)**
Series Interchange	**ISO 16028**
Valve Type	**Flat**
Connection	**Push to Connect**
Disconnection	**Sleeve Retraction**
Connection Under Pressure	**Allowed Male Half up to W.P.**

Pressure Drop Female

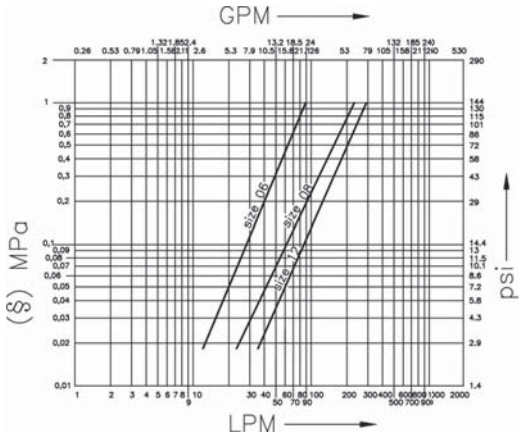

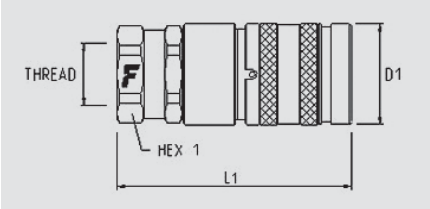

3FFH

Size		Thread details			FEMALE						
inch	mm	Thread Type	Standard	Thread	Part Number	L (L1 + Thread) mm	L (L1 + Thread) inch	D1 mm	D1 inch	HEX1 mm	HEX1 inch
3/8"	10	02/ METRIC	ISO 8434-1-L	M22x1,5 MALE 15L	3FFH06-2/2215F	81,9	3,22	30	1,18	27	1,06
3/8"	10	F BSPP	ISO 1179-1	BSPP 3/8 FEMALE	3FFH06 38GAS F	75	2,95	30	1,18	27	1,06
1/2"	12,5	0/ SAE	ISO 11926-1	1-1/16"-12 UN FEMALE ORB	3FFH08 34SAE FA	86,8	3,42	38	1,5	34	1,34
1/2"	12,5	0/ SAE	ISO 11926-1	7/8"-14 UNF FEMALE ORB	3FFH08 58SAE F	81,3	3,2	38	1,5	34	1,34
1/2"	12,5	61/ SAE	ISO 8434-2	1-1/16"-12 UN 90° MALE	3FFH08-61/34SFS	100,8	3,97	38	1,5	34	1,34
1/2"	12,5	61/ SAE	ISO 8434-2	9/16"-18 UN 90° MALE	3FFH08-61/38SFS	100,8	3,97	38	1,5	34	1,34
1/2"	12,5	F BSPP	ISO 1179-1	BSPP 1/2 FEMALE	3FFH08 12GAS F	81,3	3,2	38	1,5	34	1,34
1/2"	12,5	F NPTF	ANSI B1.20.3	NPTF 1/2 FEMALE	3FFH08 12NPT F	81,3	3,2	38	1,5	34	1,34
3/4"	20	F BSPP	ISO 1179-1	BSPP 3/4 FEMALE	3FFH12 34GAS F	100	3,94	48	1,89	42	1,65
3/4"	20	F NPTF	ANSI B1.20.3	NPTF 1 FEMALE	3FFH12 1NPT F	104	4,09	48	1,89	42	1,65

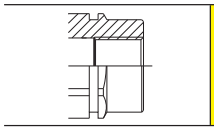
F

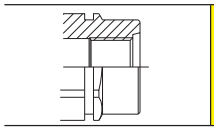
0/

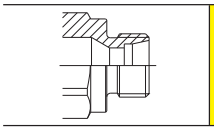
2/

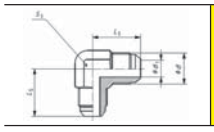
61/

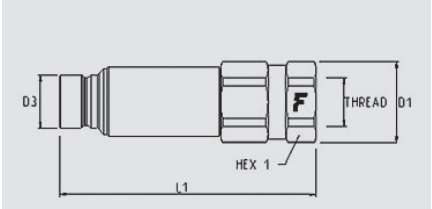

3FFH

Size		Thread details			MALE									
inch	mm	Thread Type	Standard	Thread	Part Number	L (L1 + Thread) mm	L (L1 + Thread) inch	D1 mm	D1 inch	D3 mm	D3 inch	HEX1 mm	HEX1 inch
3/8"	10	0/ SAE	ISO 11926-1	3/4"-16 UNF FEMALE ORB	3FFH06 12SAE M	100,3	3,95	33	1,3	19,7	0,78	30	1,18
3/8"	10	F BSPP	ISO 1179-1	BSPP 1/2 FEMALE	3FFH06 12GAS M	101,8	4,01	33	1,3	19,7	0,78	30	1,18
3/8"	10	F BSPP	ISO 1179-1	BSPP 3/8 FEMALE	3FFH06 38GAS M	96,8	3,81	30	1,18	19,7	0,78	30	1,18
3/8"	10	F NPTF	ANSI B1.20.3	NPTF 3/8 FEMALE	3FFH06 38NPT M	96,8	3,81	33	1,3	19,7	0,78	30	1,18
1/2"	12,5	0/ SAE	ISO 11926-1	1-1/16"-12 UN FEMALE ORB	3FFH08 34SAE M	121,7	4,79	37	1,46	24,5	0,96	34	1,34
1/2"	12,5	0/ SAE	ISO 11926-1	3/4"-16 UNF FEMALE ORB	3FFH08 12SAE M	115,7	4,56	37	1,46	24,5	0,96	34	1,34
1/2"	12,5	0/ SAE	ISO 11926-1	7/8"-14 UNF FEMALE ORB	3FFH08 58SAE M	116,7	4,59	37	1,46	24,5	0,96	34	1,34
1/2"	12,5	12/ SAE	ISO 8434-3	1-3/16"-12 UN MALE BULKHEAD ORFS	3FFH08-12/34S M	146,2	5,76	37	1,46	24,5	0,96	34	1,34
1/2"	12,5	12/ SAE	ISO 8434-3	1"-14 UNS MALE BULKHEAD ORFS	3FFH08-12/58S M	144,7	5,7	37	1,46	24,5	0,96	34	1,34
1/2"	12,5	14/ SAE	ISO 8434-2	1-1/16"-12 UN MALE BULKHEAD JIC	3FFH08-14/34S M	149,1	5,87	37	1,46	24,5	0,96	34	1,34
1/2"	12,5	14/ SAE	ISO 8434-2	1-1/16"-12 UN MALE BULKHEAD JIC	3FFH08-14/34SMB	149,1	5,87	37	1,46	24,5	0,96	34	1,34
1/2"	12,5	14/ SAE	ISO 8434-2	3/4"-16 UN MALE BULKHEAD JIC	3FFH08-14/12S M	140,8	5,54	37	1,46	24,5	0,96	34	1,34
1/2"	12,5	14/ SAE	ISO 8434-2	7/8"-14 UNF MALE BULKHEAD JIC	3FFH08-14/58S M	144,3	5,68	37	1,46	24,5	0,96	34	1,34
1/2"	12,5	F BSPP	ISO 1179-1	BSPP 1/2 FEMALE	3FFH08 12GAS M	115,7	4,56	37	1,46	24,5	0,96	34	1,34
1/2"	12,5	F BSPP	ISO 1179-1	BSPP 3/4 FEMALE	3FFH08 34GAS M	118,7	4,67	37	1,46	24,5	0,96	34	1,34
1/2"	12,5	F NPTF	ANSI B1.20.3	NPTF 1/2 FEMALE	3FFH08 12NPT M	117,7	4,63	37	1,46	24,5	0,96	34	1,34
5/8"	16	0/ SAE	ISO 11926-1	1-1/16"-12 UN FEMALE ORB	3FFH10 34SAE M	126,8	4,99	45	1,77	27	1,06	41	1,61
5/8"	16	F NPTF	ANSI B1.20.3	NPTF 3/4 FEMALE	3FFH10 34NPT M	123,8	4,87	45	1,77	27	1,06	41	1,61
3/4"	20	0/ SAE	ISO 11926-1	1-1/16"-12 UN FEMALE ORB	3FFH12 34SAE M	128,4	5,06	46	1,81	29,95	1,18	42	1,65
3/4"	20	01/ SAE	ISO 11926-3	1-1/16"-12 UN MALE	3FFH12-1/34S M	128	5,04	46	1,81	29,95	1,18	42	1,65
3/4"	20	F BSPP	ISO 1179-1	BSPP 1 FEMALE	3FFH12 1GAS M	128,4	5,06	46	1,81	29,95	1,18	42	1,65
3/4"	20	F BSPP	ISO 1179-1	BSPP 3/4 FEMALE	3FFH12 34GAS M	128,4	5,06	46	1,81	29,95	1,18	42	1,65

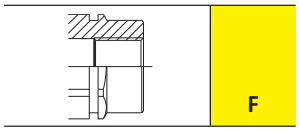
F

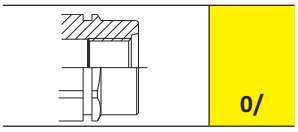
0/

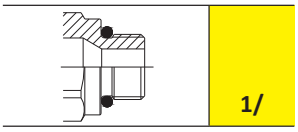
1/

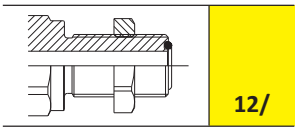
12/

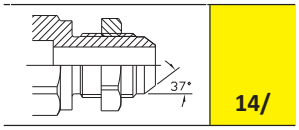

14/

3FFH accessories

PVC dust caps

Caps suitable for FEMALE

Size			Cap Details	
inch	mm	dash	Part number	Colour
3/8"	10	06	TMF 38	orange
3/8"	10	06	TMF 38 B	blue
3/8"	10	06	TMF 38 G	yellow
3/8"	10	06	TMF 38 N	black
3/8"	10	06	TMF 38 R	red
3/8"	10	06	TMF 38 V	green

Caps suitable for FEMALE

Size			Plug Details	
inch	mm	dash	Part number	Colour
1/2"	12,5	08	TM 2FI12	orange
1/2"	12,5	08	TM 2FI12 N	black
3/4"	20	12	TM 2FI34	orange
3/4"	20	12	TM 2FI34 N	black
3/4"	20	12	TM 2FI34 R	red

Aluminium dust caps

Caps suitable for FEMALE

Size			Cap Details	
inch	mm	dash	Part number	Colour
3/8"	10	06	TM 2FN38 S	
1/2"	12,5	08	TM 2FI12 S	
3/4"	20	12	TM 2FI34 S	

Caps suitable for MALE

Size			Cap Details	
inch	mm	dash	Part number	Colour
3/8"	10	06	TF 2FN38 S	
1/2"	12,5	08	TF 2FI12 S	
3/4"	20	12	TF 2FI34 S	

PVC dust caps

Caps suitable for MALE

Size			Cap Details	
inch	mm	dash	Part number	Colour
3/8"	10	06	TFF 38	orange
3/8"	10	06	TFF 38 B	blue
3/8"	10	06	TFF 38 G	yellow
3/8"	10	06	TFF 38 N	black
3/8"	10	06	TFF 38 R	red
3/8"	10	06	TFF 38 V	green
1/2"	12,5	08	TF 2FI12	orange
1/2"	12,5	08	TF 2FI12 B	blue
1/2"	12,5	08	TF 2FI12 N	black
1/2"	12,5	08	TF 2FI12 R	red
5/8"	16	10	TF 2FI58	orange
3/4"	20	12	TF 2FI34	orange
3/4"	20	12	TF 2FI34 N	black
3/4"	20	12	TF 2FI34 R	red

Acetal Resin (POM) dust caps

Caps suitable for FEMALE

Size			Cap Details	
inch	mm	dash	Part number	Colour
3/8"	10	06	TAF 38	blue
3/8"	10	06	TAF 38 G	yellow
3/8"	10	06	TAF 38 M UV	brown
3/8"	10	06	TAF 38 N	black
3/8"	10	06	TAF 38 R	red
3/8"	10	06	TAF 38 R UV	red
3/8"	10	06	TAF 38 UV	blue
3/8"	10	06	TAF 38 V	green
3/8"	10	06	TAF 38 V UV	green

2FSI - FFI

Sectors latching couplers. Size 1-1/2”, 2”, 3”

Flat face couplings equipped with sector latching system Faster patent. High resistanceto the Brinelling effect, provoked by high frequency impulse pressures. Available on 1”, 1-1/2”, 2” and 3” sizes.
Market interchange.

Applications

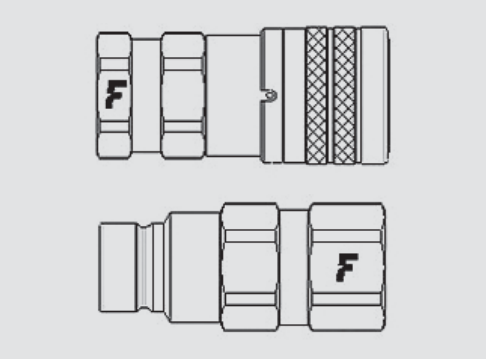

Technical Specifications

Size dash	Size mm	Size inch	Working Pressure (MPa)	Flow Rate (l/min)	Spillage (ml)	Force to Connect (N)	Burst pressure (MPa) Male	Burst pressure (MPa) Female	Burst pressure (MPa) Male + Female
24	37,5	1-1/2”	25	500	0,05	345	120	100	125
32	50	2”	25	1000	0,1	430	80	50	100
48	75	3”	12	1150	0,1	520	80	50	80

Material	**Steel**
Seals	**NBR; PUR**
Working temperatures	**- 25 °C to + 100 °C**
Surface treatment	**MATE 500 (CrIII)**
Series Interchange	**MARKET**
Valve Type	**Flat**
Connection	**Push to Connect**
Disconnection	**Sleeve Retraction**
Connection Under Pressure	**Not Allowed**

Pressure Drop

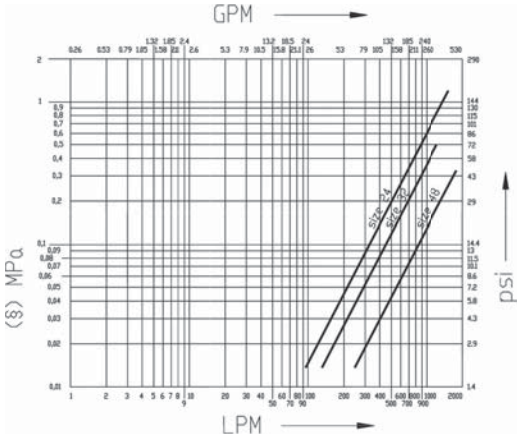

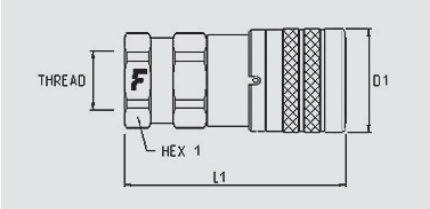

2FSI - FFI

Size		Thread details			FEMALE						
inch	mm	Thread Type	Standard	Thread	Part Number	L (L1 + Thread) mm	L (L1 + Thread) inch	D1 mm	D1 inch	HEX1 mm	HEX1 inch
1-1/2"	37,5	F BSPP	ISO 1179-1	BSPP 1-1/2 FEMALE	2FSI112 GAS F	133,4	5,25	80	3,15	70	2,76
1-1/2"	37,5	F NPTF	ANSI B1.20.3	NPTF 1-1/2 FEMALE	2FSI112 NPT F	133,4	5,25	80	3,15	70	2,76
2"	50	F BSPP	ISO 1179-1	BSPP 2 FEMALE	2FSI 2 GAS F	158,1	6,22	100	3,94	80	3,15
3"	75	F BSPP	ISO 1179-1	BSPP 3 FEMALE	2FSI 3 GAS F	211,5	8,33	159	6,26	115	4,53

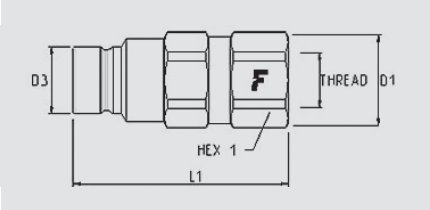

Size		Thread details			MALE								
inch	mm	Thread Type	Standard	Thread	Part Number	L (L1 + Thread) mm	L (L1 + Thread) inch	D1 mm	D1 inch	D3 mm	D3 inch	HEX1 mm	HEX1 inch
1-1/2"	37,5	F BSPP	ISO 1179-1	BSPP 1-1/2 FEMALE	FFI112 GAS M	104,2	4,1	70	2,76	57	2,24	65	2,56
1-1/2"	37,5	F NPTF	ANSI B1.20.3	NPTF 1-1/2 FEMALE	FFI112 NPT M	104,2	4,1	70	2,76	57	2,24	65	2,56
2"	50	F BSPP	ISO 1179-1	BSPP 2 FEMALE	FFI 2 GAS M	142	5,59	90	3,54	73	2,87	80	3,15
3"	75	F BSPP	ISO 1179-1	BSPP 3 FEMALE	FFI 3 GAS M	182,3	7,18	159	6,26	125	4,92	115	4,53

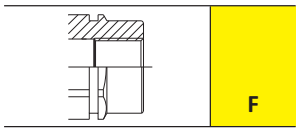

2FFI brass

Flat face couplings, ISO 16028, brass.

Flat face couplings, with brass components and seals in FKM (Viton). Suitable for industrial applications. ISO 16028 interchange.

Applications

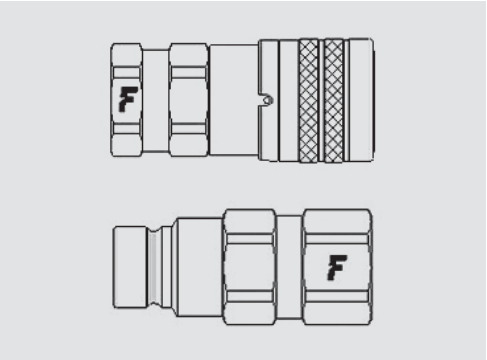

Technical Specifications

Size dash	Size mm	Size inch	Working Pressure (MPa)	Flow Rate (l/min)	Spillage (ml)	Force to Connect (N)	Burst pressure (MPa) Male	Burst pressure (MPa) Female	Burst pressure (MPa) Male + Female
08	12,5	1/2"	12	100	0,01	220	50	50	50

Material	**Brass**
Seals	**VITON**
Working temperatures	**- 20 °C to + 200 °C**
Surface treatment	
Series Interchange	**ISO 16028**
Valve Type	**Flat**
Connection	**Push to Connect**
Disconnection	**Sleeve Retraction**
Connection Under Pressure	**Not Allowed**

Pressure Drop

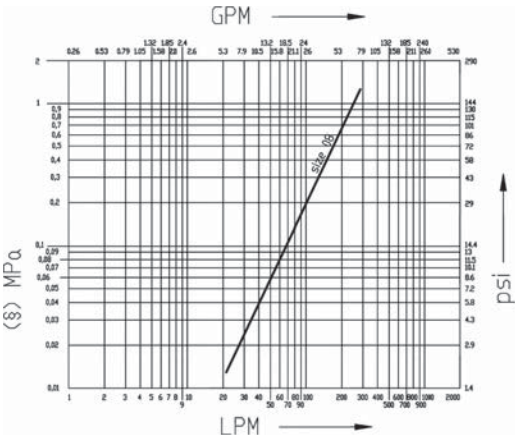

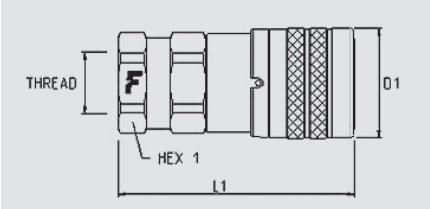

2FFI brass

Size		Thread details			FEMALE						
inch	mm	Thread Type	Standard	Thread	Part Number	L (L1 + Thread) mm	L (L1 + Thread) inch	D1 mm	D1 inch	HEX1 mm	HEX1 inch
1/2"	12,5	F NPTF	ANSI B1.20.3	NPTF 3/4 FEMALE	2FFI12-34NPTF5V	86,4	3,4	38	1,5	34	1,34

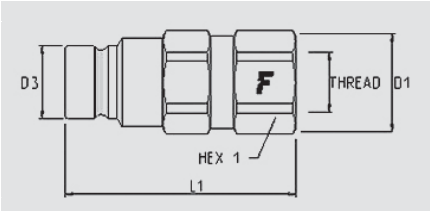

Size		Thread details			MALE								
inch	mm	Thread Type	Standard	Thread	Part Number	L (L1 + Thread) mm	L (L1 + Thread) inch	D1 mm	D1 inch	D3 mm	D3 inch	HEX1 mm	HEX1 inch
1/2"	12,5	F NPTF	ANSI B1.20.3	NPTF 3/4 FEMALE	FFI12-34NPTM5V	81,5	3,21	38	1,5	24,5	0,96	34	1,34

Accessories

PVC dust caps

Caps suitable for FEMALE

Size			Cap Details	
inch	mm	dash	Part number	Colour
1/2"	12,5	08	TM 2FI12	orange
1/2"	12,5	08	TM 2FI12 N	black

Caps suitable for MALE

Size			Cap Details	
inch	mm	dash	Part number	Colour
1/2"	12,5	08	TF 2FI12	orange
1/2"	12,5	08	TF 2FI12 N	black

Aluminium dust caps

Caps suitable for FEMALE

Size			Cap Details	
inch	mm	dash	Part number	Colour
1/2"	12,5	08	TM 2FI12 S	

Caps suitable for MALE

Size			Cap Details	
inch	mm	dash	Part number	Colour
1/2"	12,5	08	TF 2FI12 S	

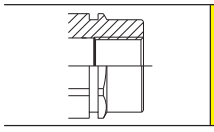

F

2FFI stainless steel

Flat face couplings, ISO 16028, stainless steel.

Flat face couplings, with stainless steel (AISI 316) components and seals in FKM (Viton). High resistance to corrosion. ISO 16028 interchange.

Applications

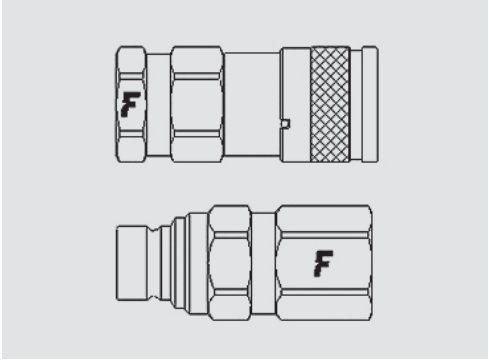

Technical Specifications

Size dash	Size mm	Size inch	Working Pressure (MPa)	Flow Rate (l/min)	Spillage (ml)	Force to Connect (N)	Burst pressure (MPa) Male	Burst pressure (MPa) Female	Burst pressure (MPa) Male + Female
04	6,3	1/4”	25	20	0,006	95	100	100	100
06	10	3/8”	25	45	0,008	115	100	100	100
08	12,5	1/2”	25	100	0,01	220	100	100	100
12	20	3/4”	25	160	0,02	215	100	100	100
16	25	1”	25	210	0,03	280	100	100	100

Material	**Stainless Steel**
Seals	**VITON**
Working temperatures	**- 20 °C to + 200 °C**
Surface treatment	
Series Interchange	**ISO 16028**
Valve Type	**Flat**
Connection	**Push to Connect**
Disconnection	**Sleeve Retraction**
Connection Under Pressure	**Not Allowed**

Pressure Drop

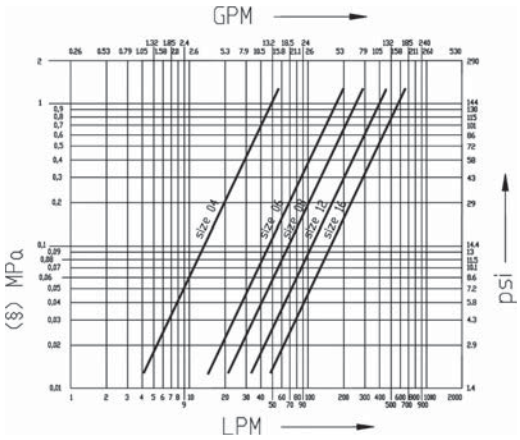

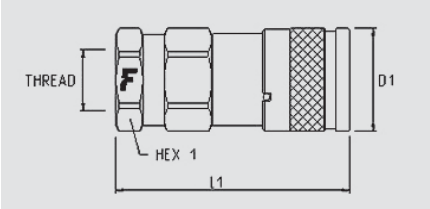

2FFI stainless steel

Size		Thread details			FEMALE							
inch	mm	Thread Type	Standard	Thread	Part Number	L (L1 + Thread) mm	L (L1 + Thread) inch	D1 mm	D1 inch	HEX1 mm	HEX1 inch
1/4"	6,3	F BSPP	ISO 1179-1	BSPP 1/4 FEMALE	2FFI14 GAS F2V	58,6	2,31	27	1,06	24	0,94
1/4"	6,3	F NPTF	ANSI B1.20.3	NPTF 1/4 FEMALE	2FFI14 NPT F 2	58,6	2,31	27	1,06	24	0,94
3/8"	10	03/ METRIC	ISO 8434-1-S	M18x1.5 MALE 10S	2FFN38-3/18 F2V	73,8	2,91	30	1,18	27	1,06
3/8"	10	F BSPP	ISO 1179-1	BSPP 1/2 FEMALE	2FFN38-12GASF2V	74,9	2,95	30	1,18	27	1,06
3/8"	10	F BSPP	ISO 1179-1	BSPP 3/8 FEMALE	2FFN38 GAS F 2V	73,2	2,88	30	1,18	27	1,06
1/2"	12,5	F BSPP	ISO 1179-1	BSPP 1/2 FEMALE	2FFI12 GAS F 2V	81,9	3,22	38	1,5	32	1,26
1/2"	12,5	F BSPP	ISO 1179-1	BSPP 3/4 FEMALE	2FFI12-34GASF2V	83,7	3,3	38	1,5	34	1,34
1/2"	12,5	F NPTF	ANSI B1.20.3	NPTF 1/2 FEMALE	2FFI12 NPT F 2V	82,4	3,24	38	1,5	32	1,26
3/4"	20	F BSPP	ISO 1179-1	BSPP 3/4 FEMALE	2FFI34 GAS F 2V	100,3	3,95	48	1,89	41	1,61
3/4"	20	F NPTF	ANSI B1.20.3	NPTF 3/4 FEMALE	2FFI34 NPT F 2V	100,3	3,95	48	1,89	42	1,65
1"	25	F BSPP	ISO 1179-1	BSPP 1 FEMALE	2FFI 1 GAS F 2V	101	3,98	55	2,17	50	1,97

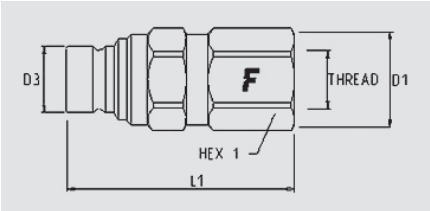

Size		Thread details			MALE								
inch	mm	Thread Type	Standard	Thread	Part Number	L (L1 + Thread) mm	L (L1 + Thread) inch	D1 mm	D1 inch	D3 mm	D3 inch	HEX1 mm	HEX1 inch
1/4"	6,3	F BSPP	ISO 1179-1	BSPP 1/4 FEMALE	FFI14 GAS M2V	62,8	2,47	26	1,02	16,1	0,63	24	0,94
3/8"	10	03/ METRIC	ISO 8434-1-S	M18x1.5 MALE 10S	FFN38-3/18 M2V	68	2,68	30	1,18	19,7	0,78	27	1,06
3/8"	10	F BSPP	ISO 1179-1	BSPP 1/2 FEMALE	FFN38-12GAS M2V	71	2,8	30	1,18	19,7	0,78	27	1,06
3/8"	10	F BSPP	ISO 1179-1	BSPP 3/8 FEMALE	FFN38 GAS M 2V	67	2,64	30	1,18	19,7	0,78	30	1,18
1/2"	12,5	F BSPP	ISO 1179-1	BSPP 1/2 FEMALE	FFI12 GAS M 2V	83,6	3,29	35	1,38	24,5	0,96	32	1,26
1/2"	12,5	F BSPP	ISO 1179-1	BSPP 3/4 FEMALE	FFI12-34GASM2V	83,5	3,29	38	1,5	24,5	0,96	34	1,34
1/2"	12,5	F NPTF	ANSI B1.20.3	NPTF 1/2 FEMALE	FFI12 NPT M 2V	83,6	3,29	35	1,38	24,5	0,96	32	1,26
3/4"	20	F BSPP	ISO 1179-1	BSPP 3/4 FEMALE	FFI34 GAS M 2V	99,4	3,91	46	1,81	29,9	1,18	42	1,65
3/4"	20	F NPTF	ANSI B1.20.3	NPTF 3/4 FEMALE	FFI34 NPT M 2V	99,4	3,91	46	1,81	29,9	1,18	42	1,65
1"	25	F BSPP	ISO 1179-1	BSPP 1 FEMALE	FFI 1 GAS M 2V	107,7	4,24	55	2,17	36	1,42	50	1,97

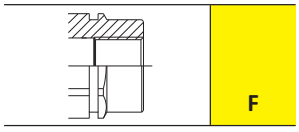

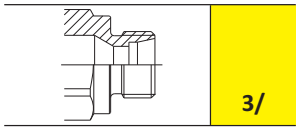

2FFI stainless steel accessories

PVC dust caps

Caps suitable for FEMALE

Size			Cap Details	
inch	mm	dash	Part number	Colour
1/4"	6,3	04	TM 2FI14	orange
1/4"	6,3	04	TM 2FI14 N	black
1/2"	12,5	08	TM 2FI12	orange
1/2"	12,5	08	TM 2FI12 N	black
3/4"	20	12	TM 2FI34	orange
3/4"	20	12	TM 2FI34 N	black
3/4"	20	12	TM 2FI34 R	red
1"	25	16	TM 2FI1	orange
1"	25	16	TM 2FI1 N	black

Caps suitable for MALE

Size			Cap Details	
inch	mm	dash	Part number	Colour
1/4"	6,3	04	TF 2FI14	orange
1/4"	6,3	04	TF 2FI14 N	black
3/8"	10	06	TFF 38	orange
3/8"	10	06	TFF 38 B	blue
3/8"	10	06	TFF 38 G	yellow
3/8"	10	06	TFF 38 N	black
3/8"	10	06	TFF 38 R	red
3/8"	10	06	TFF 38 V	green
1/2"	12,5	08	TF 2FI12	orange
1/2"	12,5	08	TF 2FI12 B	blue
1/2"	12,5	08	TF 2FI12 N	black
1/2"	12,5	08	TF 2FI12 R	red
3/4"	20	12	TF 2FI34	orange
3/4"	20	12	TF 2FI34 N	black
3/4"	20	12	TF 2FI34 R	red
1"	25	16	TF 2FI1	orange
1"	25	16	TF 2FI1 N	black

2FFI stainless steel accessories

Aluminium dust caps

Caps suitable for FEMALE

Size			Cap Details	
inch	mm	dash	Part number	Colour
1/4"	6,3	04	TM 2FI14 S	
3/8"	10	06	TM 2FN38 S	
1/2"	12,5	08	TM 2FI12 S	
3/4"	20	12	TM 2FI34 S	
1"	25	16	TM 2FI1 S	

Caps suitable for MALE

Size			Cap Details	
inch	mm	dash	Part number	Colour
1/4"	6,3	04	TF 2FI14 S	
3/8"	10	06	TF 2FN38 S	
1/2"	12,5	08	TF 2FI12 S	
3/4"	20	12	TF 2FI34 S	
1"	25	16	TF 2FI1 S	

4BD4FH

Castings with couplings for construction equipment.

The first cast iron block ever designed allowing a quick connection and disconnection of attachments for skid steer loaders and other construction equipment machines. Cartridges share all the benefits of the FFH series technology. The decompression feature allows to connect the circuit with residual pressure on both ends.
Higher flow capability is guaranteed when using 3/4" cartridges instead of 1/2" (both the sizes fit into the same block).

Applications

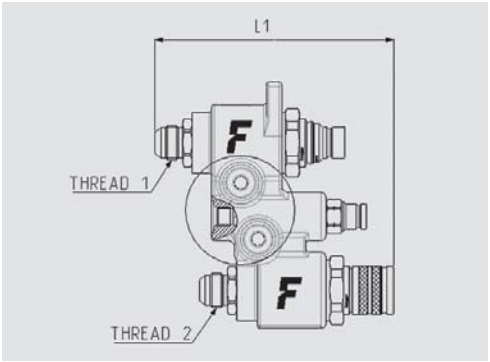

Technical Specifications

dash	Size mm	Size inch	Working Pressure (MPa)	Flow Rate (l/min)	Spillage (ml)	Force to Connect (N)	Burst pressure (MPa) Male	Burst pressure (MPa) Female	Burst pressure (MPa) Male + Female
08	12,5	1/2"	35	100	0,01	200	125	125	125
12	20	3/4"	35	145	0,02	230	125	125	125

Cartridges to be inserted in the cast-iron block: 4FFH08 M 4FFH08 F and 4FFH12 M 4FFH12 F.
To order 4BD4FH, please refer to Faster website.

Material	**Cast Iron; Steel**
Seals	**NBR; PUR**
Working temperatures	**- 25 °C to + 100 °C**
Surface treatment	**MATE 500 (CrIII); MATE 1000 (Zn-Ni)**
Series Interchange	**ISO 16028**
Valve Type	**Flat**
Connection	**Push to Connect**
Disconnection	**Sleeve Retraction**
Connection Under Pressure	**Allowed Both Halves up to W.P.**

Pressure Drop

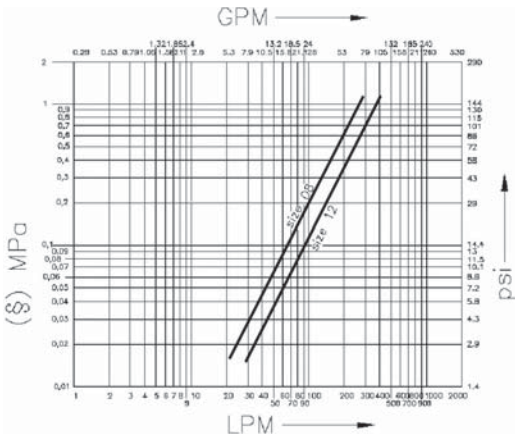

FHV

Screw to connect flat face coupling.

Screw-on flat face couplings, suitable to construction equipment and heavy duty applications. The Zinc-Nickel plating guarantees a remarkable resistance to corrosion. Connectable by hand up to 35 MPa residual pressure in the male half. No hose torsion during connection and disconnection thanks to the internal bearing system.
Equipped with a safety sleeve to prevent accidental disconnections due to vibrations. Aluminum and PVC dust caps available. Faster proprietary profile.

Applications

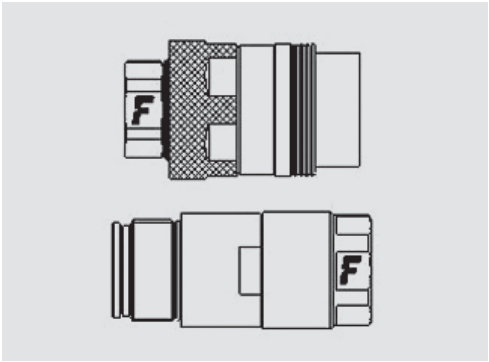

Technical Specifications

Size dash	Size mm	Size inch	Working Pressure (MPa)	Flow Rate (l/min)	Spillage (ml)	Force to Connect (N)	Burst pressure (MPa) Male	Burst pressure (MPa) Female	Burst pressure (MPa) Male + Female
06	10	3/8“	53	32	0,01	0	140	140	160
08	12,5	1/2“	53	70	0,01	0	140	140	160
12	20	3/4“	46	120	0,02	0	140	140	160
16	25	1“	53	200	0,03	0	140	140	160
20	31,5	1-1/4“	46	350	0,03	0	140	140	160
24	37,5	1-1/2“	46	420	0,03	0	140	140	160
32	50	2“	35	750	0,03	0	100	80	120

Material	**Steel**
Seals	**VITON*; PUR**
Working temperatures	**- 25 °C to + 100 °C**
Surface treatment	**MATE 1000 (ZnNi)**
Series Interchange	**FASTER**
Valve Type	**Flat**
Connection	**Screw to Connect**
Disconnection	**Unscrew to Disconnect**
Connection Under Pressure	**Allowed Male Half up to 35 MPa**

* Working temperatures: **- 20 °C to + 200 °C**

Pressure Drop

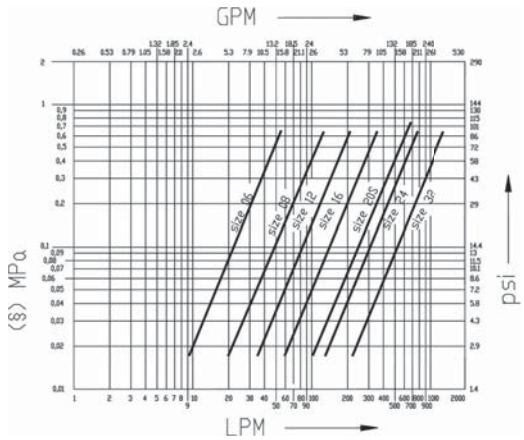

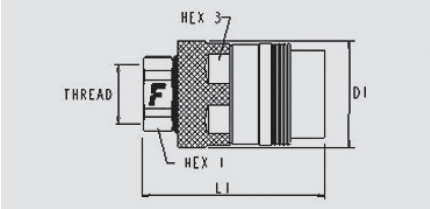

FHV

Size		Thread details			FEMALE						
inch	mm	Thread Type	Standard	Thread	Part Number	L (L1 + Thread) mm	L (L1 + Thread) inch	D1 mm	D1 inch	HEX1 mm	HEX1 inch
3/8"	10	F BSPP	ISO 1179-1	BSPP 3/8 FEMALE	FHV06 38GAS F	101,8	4,01	48	1,89	34	1,34
3/8"	10	F NPTF	ANSI B1.20.3	NPTF 3/8 FEMALE	FHV06 38NPT F	101,8	4,01	48	1,89	34	1,34
1/2"	12,5	F BSPP	ISO 1179-1	BSPP 1/2 FEMALE	FHV08 12GAS F	109,7	4,32	55	2,17	41	1,61
1/2"	12,5	F NPTF	ANSI B1.20.3	NPTF 1/2 FEMALE	FHV08 12NPT F	109,7	4,32	55	2,17	41	1,61
3/4"	20	0/ BSPP	BS 5380	BSPP 3/4 FEMALE ORB	FHV12-71/34G F	129,5	5,1	64	2,52	46	1,81
3/4"	20	F BSPP	ISO 1179-1	BSPP 1 FEMALE	FHV12 1GAS F	129,5	5,1	64	2,52	46	1,81
3/4"	20	F BSPP	ISO 1179-1	BSPP 3/4 FEMALE	FHV12 34GAS F	129,5	5,1	64	2,52	46	1,81
3/4"	20	F NPTF	ANSI B1.20.3	NPTF 3/4 FEMALE	FHV12 34NPT F	129,5	5,1	64	2,52	46	1,81
1"	25	0/ BSPP	BS 5380	BSPP 1 FEMALE ORB	FHV16-71/1G F	138	5,43	74	2,91	55	2,17
1"	25	0/ SAE	ISO 11926-1	1-5/16"-12 UN FEMALE ORB	FHV16 1SAE F	138	5,43	74	2,91	55	2,17
1"	25	01/ METRIC	ISO 6149-2	M33x2 MALE	FHV16-1/3320 F	159	6,26	74	2,91	55	2,17
1"	25	34/ SAE	ISO 6162-2	SAE FLANGE 1-1/4	FHV16-34/20 F	159	6,26	94,6	3,72	55	2,17
1"	25	44/ METRIC	ISO 6162-1	METRIC FLANGE 1	FHV16-44/16 F	158	6,22	81,2	3,2	55	2,17
1"	25	44/ METRIC	ISO 6162-1	METRIC FLANGE 1-1/4	FHV16-44A/20 F	158	6,22	94,6	3,72	55	2,17
1"	25	44/ METRIC	ISO 6162-1	METRIC FLANGE 1-1/4	FHV16-44/20 F	159	6,26	94,6	3,72	55	2,17
1"	25	76/ SAE	ISO 6162-2	SAE FLANGE HEAD 1	FHV16-76/16 F	191	7,52	74	2,91	55	2,17
1"	25	76/ SAE	ISO 6162-2	SAE FLANGE HEAD 1-1/4	FHV16-76/20 F	198	7,8	74	2,91	55	2,17
1"	25	F BSPP	ISO 1179-1	BSPP 1 FEMALE	FHV16 1GAS F	138	5,43	74	2,91	55	2,17
1"	25	F BSPP	ISO 1179-1	BSPP 1-1/4 FEMALE	FHV16 114GAS F	138	5,43	74	2,91	55	2,17
1"	25	F NPTF	ANSI B1.20.3	NPTF 1 FEMALE	FHVFR16 1NPT F	129,5	5,1	64	2,52	55	2,17
1"	25	F NPTF	ANSI B1.20.3	NPTF 1 FEMALE	FHV16 1NPT F	138	5,43	74	2,91	55	2,17
1"	25	F NPTF	ANSI B1.20.3	NPTF 1-1/4 FEMALE	FHV16 114NPT F	138	5,43	74	2,91	55	2,17
1-1/4"	31,5	0/ BSPP	BS 5380	BSPP 1 FEMALE ORB	FHV20S-71/1G F	146,7	5,78	74	2,91	55	2,17
1-1/4"	31,5	71/ BSPP	JIS B 2351-1	BSPP 1-1/4 FEMALE ORB	FHV20S-71/114GF	146,7	5,78	74	2,91	55	2,17
1-1/4"	31,5	F BSPP	ISO 1179-1	BSPP 1-1/4 FEMALE	FHV20S 114GAS F	146,7	5,78	74	2,91	55	2,17
1-1/4"	31,5	F NPTF	ANSI B1.20.3	NPTF 1-1/4 FEMALE	FHV20S 114NPT F	146,7	5,78	74	2,91	55	2,17
1-1/2"	37,5	0/ SAE	ISO 11926-1	1-5/8"-12 UN FEMALE ORB	FHV24 114SAE F	170,4	6,71	100	3,94	65	2,56
1-1/2"	37,5	34/ SAE	ISO 6162-2	SAE FLANGE 1-1/4	FHV24-34/20 F	181	7,13	94,6	3,72	65	2,56
1-1/2"	37,5	44/ METRIC	ISO 6162-1	METRIC FLANGE 1-1/2	FHV24-44/24 F	192	7,56	113,3	4,46	65	2,56
1-1/2"	37,5	44/ METRIC	ISO 6162-1	METRIC FLANGE 1-1/4	FHV24-44A/20 F	181	7,13	94,6	3,72	65	2,56
1-1/2"	37,5	76/ SAE	ISO 6162-2	SAE FLANGE HEAD 1-1/2	FHV24-76/24 F	236	9,29	100	3,94	65	2,56
1-1/2"	37,5	76/ SAE	ISO 6162-2	SAE FLANGE HEAD 1-1/4	FHV24-76/20 F	226	8,9	100	3,94	65	2,56
1-1/2"	37,5	F BSPP	ISO 1179-1	BSPP 1-1/2 FEMALE	FHV24 112GAS F	170,4	6,71	100	3,94	65	2,56
1-1/2"	37,5	F NPTF	ANSI B1.20.3	NPTF 1-1/2 FEMALE	FHV24 112NPT F	170,4	6,71	100	3,94	65	2,56
2"	50	44/ METRIC	ISO 6162-1	METRIC FLANGE 2	FHV32-44/32 F	230,2	9,06	132,8	5,23	85	3,35
2"	50	76/ SAE	ISO 6162-2	SAE FLANGE HEAD 2	FHV32-76/32 F	290,7	11,44	124	4,88	85	3,35
2"	50	F NPTF	ANSI B1.20.3	NPTF 2 FEMALE	FHV32 2NPT F	200,2	7,88	124	4,88	85	3,35

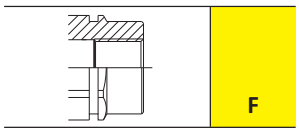
F

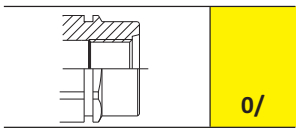
0/

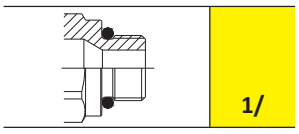
1/

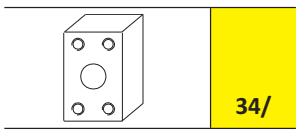
34/

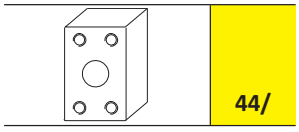
44/

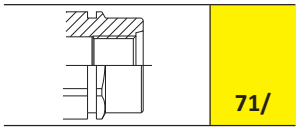
71/

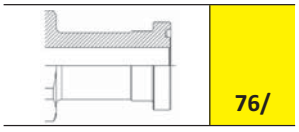
76/

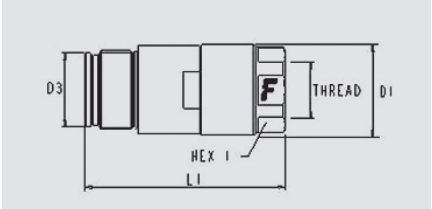

FHV

Size		Thread details			MALE								
inch	mm	Thread Type	Standard	Thread	Part Number	L (L1 + Thread) mm	L (L1 + Thread) inch	D1 mm	D1 inch	D3 mm	D3 inch	HEX1 mm	HEX1 inch
3/8"	10	F BSPP	ISO 1179-1	BSPP 3/8 FEMALE	FHV06 38GAS M	96,8	3,81	33	1,3	23	0,91	36	1,42
3/8"	10	F NPTF	ANSI B1.20.3	NPTF 3/8 FEMALE	FHV06 38NPT M	96,8	3,81	33	1,3	23	0,91	36	1,42
1/2"	12,5	F BSPP	ISO 1179-1	BSPP 1/2 FEMALE	FHV08 12GAS M	109,5	4,31	44,5	1,75	31	1,22	36	1,42
1/2"	12,5	F NPTF	ANSI B1.20.3	NPTF 1/2 FEMALE	FHV08 12NPT M	109,5	4,31	44,5	1,75	31	1,22	36	1,42
3/4"	20	0/ BSPP	BS 5380	BSPP 3/4 FEMALE ORB	FHV12-71/34G M	123,3	4,85	54,5	2,15	35	1,38	46	1,81
3/4"	20	0/ SAE	ISO 11926-1	1-1/16"-12 UN FEMALE ORB	FHV12 34SAE M	122,5	4,82	54,5	2,15	35	1,38	46	1,81
3/4"	20	F BSPP	ISO 1179-1	BSPP 1 FEMALE	FHV12 1GAS M	124,3	4,89	54,5	2,15	35	1,38	46	1,81
3/4"	20	F BSPP	ISO 1179-1	BSPP 3/4 FEMALE	FHV12 34GAS M	122,5	4,82	54,5	2,15	35	1,38	46	1,81
3/4"	20	F NPTF	ANSI B1.20.3	NPTF 3/4 FEMALE	FHV12 34NPT M	122,3	4,81	54,5	2,15	35	1,38	46	1,81
1"	25	0/ BSPP	BS 5380	BSPP 1 FEMALE ORB	FHV16-71/1G M	143,8	5,66	64	2,52	43,8	1,72	55	2,17
1"	25	0/ SAE	ISO 11926-1	1-5/16"-12 UN FEMALE ORB	FHV16 1SAE M	143,8	5,66	64	2,52	43,8	1,72	55	2,17
1"	25	11/ SAE	ISO 8434-3	1-7/16"-12 UN MALE ORFS	FHV16-11/1S M	156	6,14	64	2,52	43,8	1,72	55	2,17
1"	25	34/ SAE	ISO 6162-2	SAE FLANGE 1-1/4	FHV16-34/20 M	150,5	5,93	94,6	3,72	43,8	1,72	55	2,2
1"	25	44/ METRIC	ISO 6162-1	METRIC FLANGE 1	FHV16-44/16 M	150,5	5,93	81,2	3,2	43,8	1,72	55	2,2
1"	25	44/ METRIC	ISO 6162-1	METRIC FLANGE 1-1/4	FHV16-44/20 M	150,5	5,93	94,6	3,72	43,8	1,72	55	2,2
1"	25	44/ METRIC	ISO 6162-1	METRIC FLANGE 1-1/4	FHV16-44A/20 M	150,5	5,93	94,6	3,72	43,8	1,72	55	2,2
1"	25	76/ SAE	ISO 6162-2	SAE FLANGE HEAD 1	FHV16-76/16 M	197,5	7,78	64	2,52	43,8	1,72	55	2,17
1"	25	76/ SAE	ISO 6162-2	SAE FLANGE HEAD 1-1/4	FHV16-76/20 M	204,5	8,05	64	2,52	43,8	1,72	55	2,17
1"	25	F BSPP	ISO 1179-1	BSPP 1 FEMALE	FHV16 1GAS M	143,4	5,65	64	2,52	43,8	1,72	55	2,17
1"	25	F BSPP	ISO 1179-1	BSPP 1-1/4 FEMALE	FHV16 114GAS M	143,8	5,66	64	2,52	43,8	1,72	55	2,17
1"	25	F NPTF	ANSI B1.20.3	NPTF 1 FEMALE	FHV16 1NPT M	143,8	5,66	64	2,52	43,8	1,72	55	2,17
1"	25	F NPTF	ANSI B1.20.3	NPTF 1 FEMALE	FHVFR16 1NPT M	143,8	5,66	64	2,52	43,8	1,72	55	2,17
1-1/4"	31,5	0/ BSPP	BS 5380	BSPP 1 FEMALE ORB	FHV20S-71/1G M	165,8	6,53	68	2,68	47,8	1,88	55	2,17
1-1/4"	31,5	71/ BSPP	JIS B 2351-1	BSPP 1-1/4 FEMALE ORB	FHV20S-71/114GM	165,8	6,53	68	2,68	47,8	1,88	55	2,17
1-1/4"	31,5	F BSPP	ISO 1179-1	BSPP 1-1/4 FEMALE	FHV20S 114GAS M	165,8	6,53	68	2,68	47,8	1,88	55	2,17
1-1/4"	31,5	F NPTF	ANSI B1.20.3	NPTF 1-1/4 FEMALE	FHV20S 114NPT M	165,8	6,53	68	2,68	47,8	1,88	55	2,17
1-1/2"	37,5	0/ SAE	ISO 11926-1	1-5/8"-12 UN FEMALE ORB	FHV24 114SAE M	187,1	7,37	84,5	3,33	43,8	1,72	75	2,95
1-1/2"	37,5	34/ SAE	ISO 6162-2	SAE FLANGE 1-1/4	FHV24-34/20 M	185	7,28	94,6	3,72	43,8	1,72	75	3
1-1/2"	37,5	44/ METRIC	ISO 6162-1	METRIC FLANGE 1-1/2	FHV24-44/24 M	197	7,76	113,3	4,46	43,8	1,72	75	3
1-1/2"	37,5	44/ METRIC	ISO 6162-1	METRIC FLANGE 1-1/4	FHV24-44A/20 M	185	7,28	94,6	3,72	43,8	1,72	75	3
1-1/2"	37,5	76/ SAE	ISO 6162-2	SAE FLANGE HEAD 1-1/2	FHV24-76/24 M	247	9,72	84,5	3,33	43,8	1,72	75	3
1-1/2"	37,5	76/ SAE	ISO 6162-2	SAE FLANGE HEAD 1-1/4	FHV24-76/20 M	247	9,72	84,5	3,33	43,8	1,72	75	3
1-1/2"	37,5	F BSPP	ISO 1179-1	BSPP 1-1/2 FEMALE	FHV24 112GAS M	187,1	7,37	84,5	3,33	43,8	1,72	75	2,95
1-1/2"	37,5	F NPTF	ANSI B1.20.3	NPTF 1-1/2 FEMALE	FHV24 112NPT M	187,1	7,37	84,5	3,33	43,8	1,72	75	2,95
2"	50	44/ METRIC	ISO 6162-1	METRIC FLANGE 2	FHV32-44/32 M	253	9,96	132,8	5,23	84,9	3,34	85	3,4
2"	50	76/ SAE	ISO 6162-2	SAE FLANGE HEAD 2	FHV32-76/32 M	332	13,07	115	4,53	84,9	3,34	85	3,35
2"	50	F NPTF	ANSI B1.20.3	NPTF 2 FEMALE	FHV32 2NPT M	237	9,33	115	4,53	84,9	3,34	85	3,35

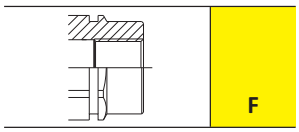
F

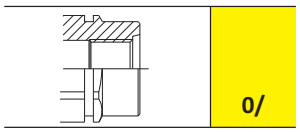
0/

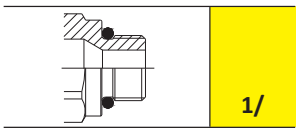
1/

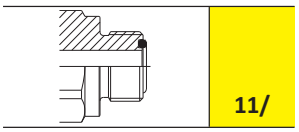
11/

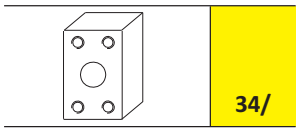
34/

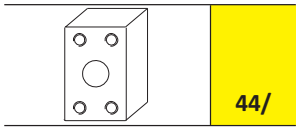
44/

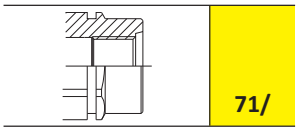
71/

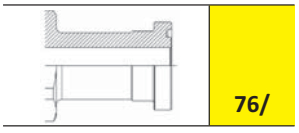
76/

FHV accessories

PVC dust caps

Caps suitable for FEMALE and MALE

Size			Cap Details	
inch	mm	dash	Part number	Colour
3/8"	10	06	TM-TF FHV06	green
1/2"	12,5	08	TM-TF FHV08	green
3/4"	20	12	TM-TF FHV12	green
1"	25	16	TM-TF FHV16	green
1-1/4"	31,5	20	TM-TF FHV20S	green
1-1/2"	37,5	24	TM-TF FHV24C	green
2"	50	32	TM-TF FHV32C	green

Aluminium dust caps

Caps suitable for FEMALE

Size			Cap Details	
inch	mm	dash	Part number	Colour
3/8"	10	06	TM FHV06 S	
1/2"	12,5	08	TM FHV08 S	
3/4"	20	12	TM FHV12 S	
1"	25	16	TM FHV16 S	
1-1/4"	31,5	20	TM FHV20 S	
1-1/2"	37,5	24	TM FHV24 S	
2"	50	32	TM FHV32 S	

Caps suitable for MALE

Size			Cap Details	
inch	mm	dash	Part number	Colour
1/2"	12,5	08	TF FHV08 S	
1/2"	12,5	08	TF FHV12 S	
3/4"	20	12	TF FHV06 S	
1"	25	16	TF FHV16 S	
1-1/4"	31,5	20	TF FHV20 S	
1-1/2"	37,5	24	TF FHV24 S	
2"	50	32	TF FHV32 S	

Seal Kits

For Male

Size			Seal Details	
inch	mm	dash	Material	Part Number
1/4"	6,3	04	NBR; PTFE	SK FHV 06
3/8"	10	06	NBR; PTFE	SK FHV 08
1/2"	12,5	08	NBR; PTFE	SK FHV 12
3/4"	20	12	NBR; PTFE	SK FHV 16
1"	25	16	NBR; PTFE	SK FHV 20
1-1/4"	31,5	20	NBR	SK FHV 24
1-1/2"	37,5	24	NBR	SK FHV 32

Every seals kit is composed of 5 or 10 pcs.

Screw to Connect

CVV	pag 155
CVLS	pag 161
CVC	pag 163
CVE	pag 167
VV	pag 169
VVS	pag 173
VVS Stainless Steel	pag 177
VVM	pag 181
FB	pag 185
OGV	pag 187

CVV

Screw-to-connect couplings, ISO 14541 interchange.

Screw-on couplings suitable for general purpose applications. Connectable under residual pressure. High resistance to pressure and flow impulses. Interchangeable according to ISO 14541 standard for size: 1/4”; 3/8”; 1/2”; 3/4”.

Applications

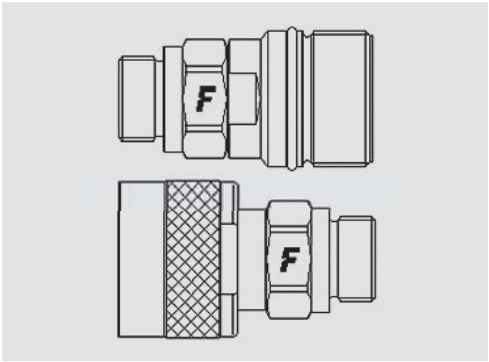

Technical Specifications

dash	Size mm	inch	Working Pressure* (MPa)	Flow Rate (l/min)	Spillage (ml)	Force to Connect (N)	Burst pressure (MPa) Male	Female	Male + Female
04	6,3	1/4”	37	13	0,8	0	150	160	190
06	10	3/8”	30	25	1,3	0	120	130	170
08	12,5	1/2”	30	65	1,8	0	120	140	140
12	20	3/4”	27	100	8	0	110	120	130
16	25	1”	27	205	13	0	110	130	140
24	37,5	1-1/2”	27	450	34	0	110	110	100

*** Working Pressure according to ISO 14541, that requires a safety factor 4:1 on Minimum Burst Pressure.**
The coupling can perfectly work with a safety factor 3:1 and consequently with higher Working Pressure.

Material	**Steel**
Seals	**NBR; VITON****
Working temperatures	**- 25 °C to + 125 °C**
Surface treatment	**MATE 500 (CrIII)**
Series Interchange	**MARKET; ISO 14541**
Valve Type	**Poppet**
Connection	**Screw to Connect**
Disconnection	**Unscrew to Disconnect**
Connection Under Pressure	**Allowed Residual**

****** Working temperatures: **- 20 °C to + 200 °C**

Pressure Drop

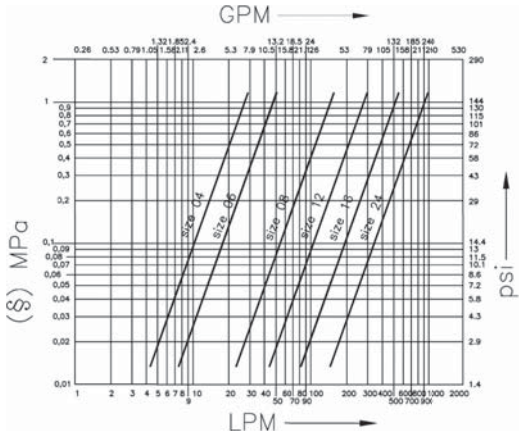

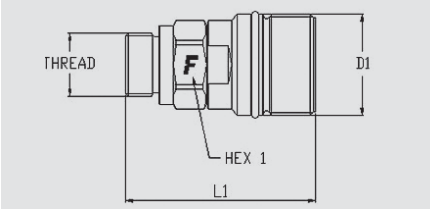

CVV

Size		Thread details			FEMALE						
inch	mm	Thread Type	Standard	Thread	Part Number	L (L1 + Thread) mm	L (L1 + Thread) inch	D1 mm	D1 inch	HEX1 mm	HEX1 inch
1/4"	6,3	07/ METRIC	ISO 8434-1-L	M12x1,5 MALE BULKHEAD SHORT 6L	CVV047/1215 F	74	2,91	24	0,94	19	0,75
1/4"	6,3	07/ METRIC	ISO 8434-1-L	M14x1,5 MALE BULKHEAD SHORT 8L	CVV047/1415 F	74	2,91	24	0,94	19	0,75
1/4"	6,3	07/ METRIC	ISO 8434-1-L	M18x1.5 MALE BULKHEAD SHORT 12L	CVV047/1815 F	74	2,91	24	0,94	22	0,87
1/4"	6,3	12/ SAE	ISO 8434-3	13/16"-16 UN MALE BULKHEAD ORFS	CVV0412/12S F	82,5	3,25	30	1,18	24	0,94
1/4"	6,3	27/ SAE	ISO 8434-3	9/16"-18 UNF FEMALE ORFS	CVV0427/14SAEF	62	2,44	24	0,94	19	0,75
1/4"	6,3	F BSPP	ISO 1179-1	BSPP 1/4 FEMALE	CVV04 14 GAS F	63	2,48	24	0,94	19	0,75
3/8"	10	02/ METRIC	ISO 8434-1-L	M16x1,5 MALE 10L	CVV062/1615 F	68	2,68	28	1,1	24	0,94
3/8"	10	05/ METRIC	ISO 8434-1-L	M16x1,5 MALE BULKHEAD 10L	CVV065/1615 F	92	3,62	28	1,1	24	0,94
3/8"	10	07/ METRIC	ISO 8434-1-L	M18x1.5 MALE BULKHEAD SHORT 12L	CVV067/1815 F	83	3,27	28	1,1	24	0,94
3/8"	10	F BSPP	ISO 1179-1	BSPP 3/8 FEMALE	CVV06 38 GAS F	71	2,8	28	1,1	24	0,94
1/2"	12,5	0/ BSPP	BS 5380	BSPP 1/2 FEMALE ORB	CVV080/12GAS FV	61	2,4	36	1,42	27	1,06
1/2"	12,5	0/ BSPP	BS 5380	BSPP 3/8 FEMALE ORB	CVV080/38GAS FV	57	2,24	36	1,42	27	1,06
1/2"	12,5	0/ METRIC	ISO 6149-1	M22x1,5 FEMALE ORB	CVV080/2215 FV	61	2,4	36	1,42	27	1,06
1/2"	12,5	0/ SAE	ISO 11926-1	3/4"-16 UNF FEMALE ORB	CVV080/12SAE FV	61	2,4	36	1,42	27	1,06
1/2"	12,5	02/ METRIC	ISO 8434-1-L	M16x1,5 MALE 10L	CVV082/1615 FV	59	2,32	36	1,42	27	1,06
1/2"	12,5	02/ METRIC	ISO 8434-1-L	M18x1,5 MALE 12L	CVV082/1815 FV	57	2,24	36	1,42	27	1,06
1/2"	12,5	02/ METRIC	ISO 8434-1-L	M22x1,5 MALE 15L	CVV082/2215 FV	58	2,28	36	1,42	27	1,06
1/2"	12,5	02/ METRIC	ISO 8434-1-L	M26x1,5 MALE 18L	CVV082/2615 FV	58	2,28	36	1,42	27	1,06
1/2"	12,5	03/ METRIC	ISO 8434-1-S	M20x1.5 MALE 12S	CVV083/2015 FV	58	2,28	36	1,42	27	1,06
1/2"	12,5	03/ METRIC	ISO 8434-1-S	M22x1.5 MALE 14S	CVV083/2215 FV	60	2,36	36	1,42	27	1,06
1/2"	12,5	03/ METRIC	ISO 8434-1-S	M24x1,5 MALE 16S	CVV083/2415 FV	60	2,36	36	1,42	27	1,06
1/2"	12,5	05/ METRIC	ISO 8434-1-L	M16x1,5 MALE BULKHEAD 10L	CVV085/1615 FV	81	3,19	36	1,42	27	1,06
1/2"	12,5	05/ METRIC	ISO 8434-1-L	M18x1,5 MALE BULKHEAD 12L	CVV085/1815 FV	81	3,19	36	1,42	27	1,06
1/2"	12,5	05/ METRIC	ISO 8434-1-L	M22x1,5 MALE BULKHEAD 15L	CVV085/2215 FV	81	3,19	36	1,42	27	1,06
1/2"	12,5	05/ METRIC	ISO 8434-1-L	M26x1,5 MALE BULKHEAD 18L	CVV085/2615 FV	81	3,19	40	1,57	27	1,06
1/2"	12,5	06/ METRIC	ISO 8434-1-S	M24x1.5 MALE BULKHEAD 16S	CVV086/2415 FV	81	3,19	36	1,42	27	1,06
1/2"	12,5	07/ METRIC	ISO 8434-1-L	M18x1.5 MALE BULKHEAD SHORT 12L	CVV087/1815 FV	72	2,83	36	1,42	27	1,06
1/2"	12,5	07/ METRIC	ISO 8434-1-L	M22x1.5 MALE BULKHEAD SHORT 15L	CVV087/2215 FV	72	2,83	36	1,42	27	1,06
1/2"	12,5	27/ SAE	ISO 8434-3	1"-14 UNS FEMALE ORFS	CVV0827/58SAEFV	64	2,52	36	1,42	30	1,18
1/2"	12,5	F BSPP	ISO 1179-1	BSPP 1/2 FEMALE	CVV08 12 GAS FV	61	2,4	36	1,42	27	1,06
1/2"	12,5	F BSPP	ISO 1179-1	BSPP 3/8 FEMALE	CVV08 38 GAS FV	57	2,24	36	1,42	27	1,06

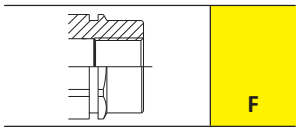
F

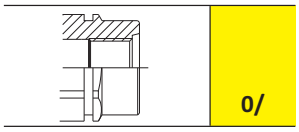
0/

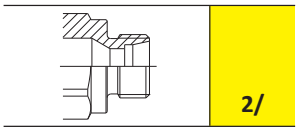
2/

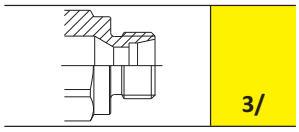
3/

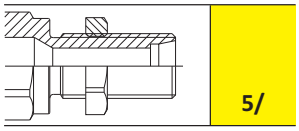
5/

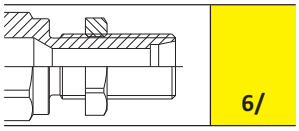
6/

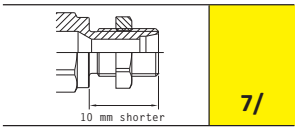

7/

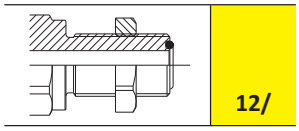
12/

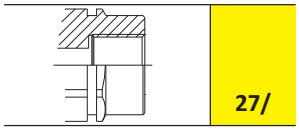
27/

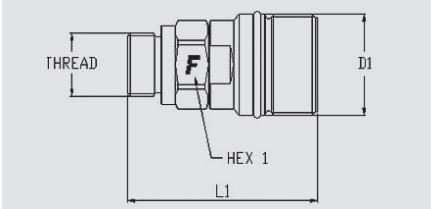

CVV

Size		Thread details			FEMALE						
inch	mm	Thread Type	Standard	Thread	Part Number	L (L1 + Thread) mm	L (L1 + Thread) inch	D1 mm	D1 inch	HEX1 mm	HEX1 inch
3/4"	20	0/ SAE	ISO 11926-1	1-1/16"-12 UN FEMALE ORB	CVV120/34SAE FV	83	3,27	42	1,65	38	1,5
3/4"	20	F BSPP	ISO 1179-1	BSPP 3/4 FEMALE	CVV12 34 GAS FV	83	3,27	42	1,65	38	1,5
1"	25	0/ BSPP	BS 5380	BSPP 1 FEMALE ORB	CVV160/1GAS FV	93	3,66	48	1,89	42	1,65
1"	25	0/ BSPP	BS 5380	BSPP 3/4 FEMALE ORB	CVV160/34GASFV	90	3,54	48	1,89	38	1,5
1"	25	02/ METRIC	ISO 8434-1-L	M36x2 MALE 28L	CVV162/362 F V	87	3,43	48	1,89	38	1,5
1"	25	03/ METRIC	ISO 8434-1-S	M30x2 MALE 20S	CVV163/302 F V	92	3,62	48	1,89	38	1,5
1"	25	03/ METRIC	ISO 8434-1-S	M36x2 MALE 25S	CVV163/362 F V	93	3,66	48	1,89	38	1,5
1"	25	03/ METRIC	ISO 8434-1-S	M42x2 MALE 30S	CVV163/422 F V	90	3,54	51	2,01	46	1,81
1"	25	05/ METRIC	ISO 8434-1-L	M26x1,5 MALE BULKHEAD 18L	CVV165/2615 FV	116	4,57	48	1,89	38	1,5
1"	25	05/ METRIC	ISO 8434-1-L	M30x2 MALE BULKHEAD 22L	CVV165/302 F V	109	4,29	48	1,89	41	1,61
1"	25	05/ METRIC	ISO 8434-1-L	M36x2 MALE BULKHEAD 28L	CVV165/362 F V	106	4,17	52	2,05	42	1,65
1"	25	06/ METRIC	ISO 8434-1-S	M30x2 MALE BULKHEAD 20S	CVV166/302 F V	114	4,49	48	1,89	38	1,5
1"	25	06/ METRIC	ISO 8434-1-S	M36x2 MALE BULKHEAD 25S	CVV166/362 F V	113	4,45	52	2,05	42	1,65
1"	25	06/ METRIC	ISO 8434-1-S	M42x2 MALE BULKHEAD 30S	CVV166/422 F V	110	4,33	56	2,2	50	1,97
1"	25	11/ SAE	ISO 8434-3	1-11/16"-12 UN MALE ORFS	CVV1611/114S FV	96	3,78	55	2,17	50	1,97
1"	25	11/ SAE	ISO 8434-3	1-7/16"-12 UN MALE ORFS	CVV1611/1SAE FV	96	3,78	55	2,17	50	1,97
1"	25	F BSPP	ISO 1179-1	BSPP 1 FEMALE	CVV16 1 GAS FV	94	3,7	46	1,81	42	1,65
1"	25	F BSPP	ISO 1179-1	BSPP 3/4 FEMALE	CVV16 34 GAS FV	89	3,5	48	1,89	38	1,5
1-1/2"	37,5	02/ METRIC	ISO 8434-1-L	M45x2 MALE 35L	CVV242/452 F V	111	4,37	70	2,76	55	2,17
1-1/2"	37,5	03/ METRIC	ISO 8434-1-S	M42x2 MALE 30S	CVV243/422 F V	115	4,53	70	2,76	55	2,17
1-1/2"	37,5	03/ METRIC	ISO 8434-1-S	M52x2 MALE 38S	CVV243/522 F V	117	4,61	70	2,76	55	2,17
1-1/2"	37,5	05/ METRIC	ISO 8434-1-L	M45x2 MALE BULKHEAD 35L	CVV245/452 F V	131	5,16	70	2,76	55	2,17
1-1/2"	37,5	06/ METRIC	ISO 8434-1-S	M42x2 MALE BULKHEAD 30S	CVV246/422 F V	135	5,31	70	2,76	55	2,17
1-1/2"	37,5	06/ METRIC	ISO 8434-1-S	M52x2 MALE BULKHEAD 38S	CVV246/522 F V	137	5,39	73	2,87	55	2,17
1-1/2"	37,5	F BSPP	ISO 1179-1	BSPP 1-1/2 FEMALE	CVV24 112GAS FV	121	4,76	72	2,83	65	2,56

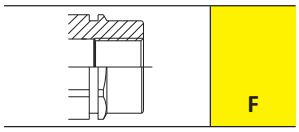
F

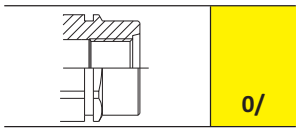
0/

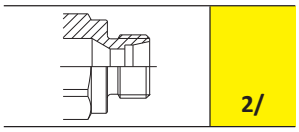
2/

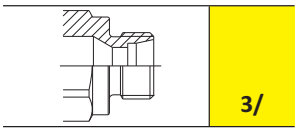
3/

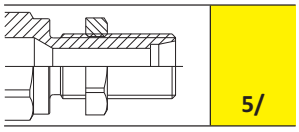
5/

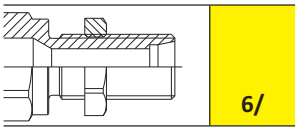
6/

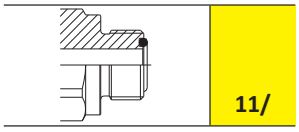
11/

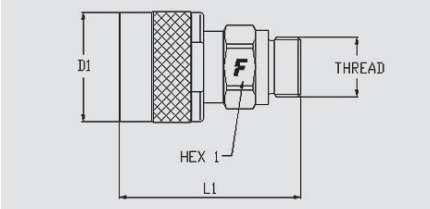

CVV

Size		Thread details			MALE								
inch	mm	Thread Type	Standard	Thread	Part Number	L (L1 + Thread) mm	L (L1 + Thread) inch	D1 mm	D1 inch	D3 mm	D3 inch	HEX1 mm	HEX1 inch
1/4"	6,3	02/ METRIC	ISO 8434-1-L	M12x1,5 MALE 6L	CVV042/1215 M	58	2,28	30	1,18			19	0,75
1/4"	6,3	02/ METRIC	ISO 8434-1-L	M14x1,5 MALE 8L	CVV042/1415 M	58	2,28	30	1,18			19	0,75
1/4"	6,3	02/ METRIC	ISO 8434-1-L	M18x1,5 MALE 12L	CVV042/1815 M	59	2,32	30	1,18			22	0,87
1/4"	6,3	11/ SAE	ISO 8434-3	13/16"-16 UN MALE ORFS	CVV0411/12S M	61	2,4	30	1,18			22	0,87
1/4"	6,3	27/ SAE	ISO 8434-3	9/16"-18 UNF FEMALE ORFS	CVV0427/14SAEM	62	2,44	30	1,18			19	0,75
1/4"	6,3	F BSPP	ISO 1179-1	BSPP 1/4 FEMALE	CVV04 14 GAS M	63	2,48	30	1,18			19	0,75
3/8"	10	02/ METRIC	ISO 8434-1-L	M16x1,5 MALE 10L	CVV062/1615 M	66	2,6	34	1,34			24	0,94
3/8"	10	02/ METRIC	ISO 8434-1-L	M18x1,5 MALE 12L	CVV062/1815 M	68	2,68	34	1,34			24	0,94
3/8"	10	F BSPP	ISO 1179-1	BSPP 3/8 FEMALE	CVV06 38 GAS M	70	2,76	34	1,34			24	0,94
1/2"	12,5	0/ BSPP	BS 5380	BSPP 1/2 FEMALE ORB	CVV080/12GAS MV	70	2,76	42	1,65			27	1,06
1/2"	12,5	0/ BSPP	BS 5380	BSPP 3/8 FEMALE ORB	CVV080/38GAS MV	66	2,6	42	1,65			27	1,06
1/2"	12,5	0/ METRIC	ISO 6149-1	M22x1,5 FEMALE ORB	CVV080/2215 MV	70	2,76	42	1,65			27	1,06
1/2"	12,5	0/ SAE	ISO 11926-1	3/4"-16 UNF FEMALE ORB	CVV080/12SAE MV	70	2,76	42	1,65			27	1,06
1/2"	12,5	02/ METRIC	ISO 8434-1-L	M16x1,5 MALE 10L	CVV082/1615 MV	67	2,64	42	1,65			27	1,06
1/2"	12,5	02/ METRIC	ISO 8434-1-L	M18x1,5 MALE 12L	CVV082/1815 MV	66	2,6	42	1,65			27	1,06
1/2"	12,5	02/ METRIC	ISO 8434-1-L	M22x1,5 MALE 15L	CVV082/2215 MV	67	2,64	42	1,65			27	1,06
1/2"	12,5	02/ METRIC	ISO 8434-1-L	M26x1,5 MALE 18L	CVV082/2615 MV	67	2,64	42	1,65			27	1,06
1/2"	12,5	03/ METRIC	ISO 8434-1-S	M20x1.5 MALE 12S	CVV083/2015 MV	67	2,64	42	1,65			27	1,06
1/2"	12,5	03/ METRIC	ISO 8434-1-S	M22x1.5 MALE 14S	CVV083/2215 MV	69	2,72	42	1,65			27	1,06
1/2"	12,5	03/ METRIC	ISO 8434-1-S	M24x1,5 MALE 16S	CVV083/2415 MV	69	2,72	42	1,65			27	1,06
1/2"	12,5	05/ METRIC	ISO 8434-1-L	M18x1,5 MALE BULKHEAD 12L	CVV085/1815 MV	90	3,54	42	1,65			27	1,06
1/2"	12,5	05/ METRIC	ISO 8434-1-L	M22x1,5 MALE BULKHEAD 15L	CVV085/2215 MV	90	3,54	42	1,65			27	1,06
1/2"	12,5	06/ METRIC	ISO 8434-1-S	M22x1.5 MALE BULKHEAD 14S	CVV086/2215 MV	90	3,54	42	1,65			27	1,06
1/2"	12,5	06/ METRIC	ISO 8434-1-S	M24x1.5 MALE BULKHEAD 16S	CVV086/2415 MV	90	3,54	42	1,65			27	1,06
1/2"	12,5	07/ METRIC	ISO 8434-1-L	M18x1.5 MALE BULKHEAD SHORT 12L	CVV087/1815 MV	81	3,19	42	1,65			27	1,06
1/2"	12,5	07/ METRIC	ISO 8434-1-L	M22x1.5 MALE BULKHEAD SHORT 15L	CVV087/2215 MV	81	3,19	42	1,65			27	1,06
1/2"	12,5	27/ SAE	ISO 8434-3	1"-14 UNS FEMALE ORFS	CVV0827/58SAEMV	73	2,87	42	1,65			30	1,18

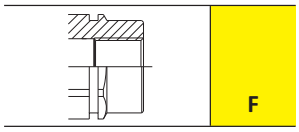
F

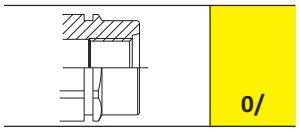
0/

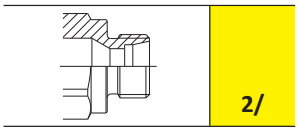
2/

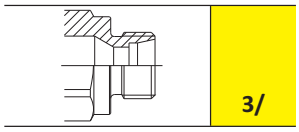
3/

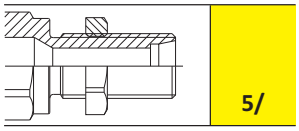
5/

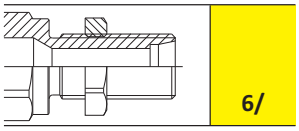
6/

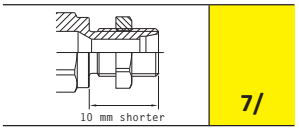

7/

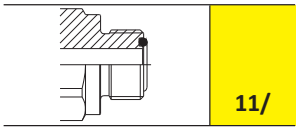
11/

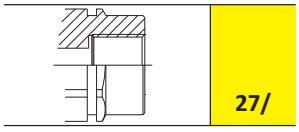
27/

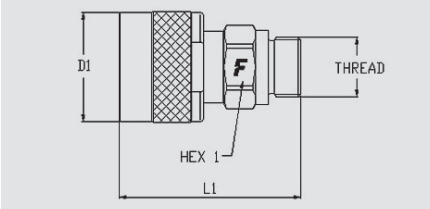

CVV

Size		Thread details			MALE								
inch	mm	Thread Type	Standard	Thread	Part Number	L (L1 + Thread) mm	L (L1 + Thread) inch	D1 mm	D1 inch	D3 mm	D3 inch	HEX1 mm	HEX1 inch
1/2"	12,5	F BSPP	ISO 1179-1	BSPP 1/2 FEMALE	CVV08 12 GAS MV	70	2,76	42	1,65			27	1,06
1/2"	12,5	F BSPP	ISO 1179-1	BSPP 3/8 FEMALE	CVV08 38 GAS MV	66	2,6	42	1,65			27	1,06
3/4"	20	0/ SAE	ISO 11926-1	1-1/16"-12 UN FEMALE ORB	CVV120/34SAE MV	86	3,39	48	1,89			38	1,5
3/4"	20	F BSPP	ISO 1179-1	BSPP 3/4 FEMALE	CVV12 34 GAS MV	86	3,39	48	1,89			38	1,5
1"	25	0/ BSPP	BS 5380	BSPP 1 FEMALE ORB	CVV160/1GAS MV	49	1,93	56	2,2			42	1,65
1"	25	0/ BSPP	BS 5380	BSPP 3/4 FEMALE ORB	CVV160/34GASMV	90	3,54	56	2,2			38	1,5
1"	25	0/ SAE	ISO 11926-1	1-3/16"-12 UN FEMALE ORB	CVV16 78S M V	93	3,66	56	2,2			42	1,65
1"	25	02/ METRIC	ISO 8434-1-L	M30x2 MALE 22L	CVV162/302 M V	89	3,5	56	2,2			38	1,5
1"	25	02/ METRIC	ISO 8434-1-L	M36x2 MALE 28L	CVV162/362 M V	88	3,46	56	2,2			38	1,5
1"	25	03/ METRIC	ISO 8434-1-S	M30x2 MALE 20S	CVV163/302 M V	93	3,66	56	2,2			38	1,5
1"	25	03/ METRIC	ISO 8434-1-S	M36x2 MALE 25S	CVV163/362 M V	93	3,66	56	2,2			38	1,5
1"	25	03/ METRIC	ISO 8434-1-S	M42x2 MALE 30S	CVV163/422 M V	90	3,54	56	2,2			38	1,5
1"	25	05/ METRIC	ISO 8434-1-L	M36x2 MALE BULKHEAD 28L	CVV165/362 M V	107	4,21	56	2,2			42	1,65
1"	25	06/ METRIC	ISO 8434-1-S	M30x2 MALE BULKHEAD 20S	CVV166/302 M V	115	4,53	56	2,2			38	1,5
1"	25	06/ METRIC	ISO 8434-1-S	M36x2 MALE BULKHEAD 25S	CVV166/362 M V	113	4,45	56	2,2			42	1,65
1"	25	06/ METRIC	ISO 8434-1-S	M42x2 MALE BULKHEAD 30S	CVV166/422 M V	110	4,33	56	2,2			50	1,97
1"	25	11/ SAE	ISO 8434-3	1-11/16"-12 UN MALE ORFS	CVV1611/114S MV	97	3,82	56	2,2			50	1,97
1"	25	11/ SAE	ISO 8434-3	1-7/16"-12 UN MALE ORFS	CVV1611/1SAE MV	97	3,82	56	2,2			50	1,97
1"	25	F BSPP	ISO 1179-1	BSPP 1 FEMALE	CVV16 1 GAS MV	95	3,74	56	2,2			42	1,65
1"	25	F BSPP	ISO 1179-1	BSPP 3/4 FEMALE	CVV16 34 GAS MV	90	3,54	56	2,2			38	1,5
1-1/2"	37,5	03/ METRIC	ISO 8434-1-S	M42x2 MALE 30S	CVV243/422 M V	125	4,92	80	3,15			55	2,17
1-1/2"	37,5	03/ METRIC	ISO 8434-1-S	M52x2 MALE 38S	CVV243/522 M V	127	5	80	3,15			55	2,17
1-1/2"	37,5	06/ METRIC	ISO 8434-1-S	M52x2 MALE BULKHEAD 38S	CVV246/522 M V	147	5,79	80	3,15			55	2,17
1-1/2"	37,5	F BSPP	ISO 1179-1	BSPP 1-1/2 FEMALE	CVV24 112GAS MV	131	5,16	80	3,15			65	2,56

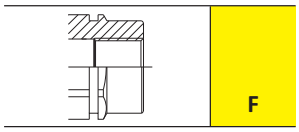
F

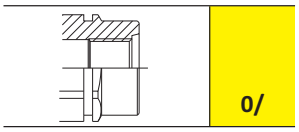
0/

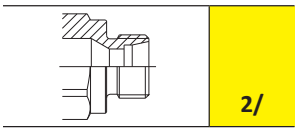
2/

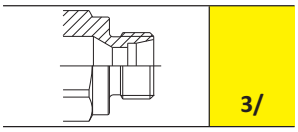
3/

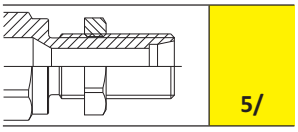
5/

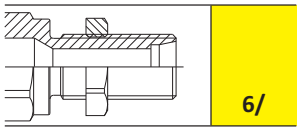
6/

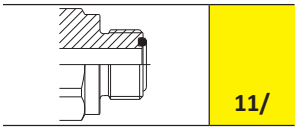
11/

CVV accessories

Plastic dust caps

Caps suitable for FEMALE

Size			Cap Details	
inch	mm	dash	Part number	Colour
1/4"	6,3	04	TMVV 04	red
3/8"	10	06	TMVV 06	red
1/2"	12,5	08	TMVV 08	red
3/4"	20	12	TMVV 12	red
1"	25	16	TMVV 16	red
1-1/2"	37,5	24	TMVV 24	red

Plugs suitable for MALE

Size			Plug Details	
inch	mm	dash	Part number	Colour
1/4"	6,3	04	TFVV 04	red
3/8"	10	06	TFVV 06	red
1/2"	12,5	08	TFVV 08	red
3/4"	20	12	TFVV 12	red
1"	25	16	TFVV 16	red
1-1/2"	37,5	24	TFVV 24	red

Aluminium dust caps

Caps suitable for FEMALE

Size			Cap Details	
inch	mm	dash	Part number	Colour
1/4"	6,3	04	TMVV 04 S	
3/8"	10	06	TMVV 06 S	
1/2"	12,5	08	TMVV 08 S	
1"	25	16	TMVV 16 S	
1-1/2"	37,5	24	TMVV 24 S	

Caps suitable for MALE

Size			Cap Details	
inch	mm	dash	Part number	Colour
1/4"	6,3	04	TFVV 04 S	
3/8"	10	06	TFVV 06 S	
1/2"	12,5	08	TFVV 08 S	
1"	25	16	TFVV 16 S	
1-1/2"	37,5	24	TFVV 24 S	

Seal Kits

For Female

Size			Seal Details	
inch	mm	dash	Material	Part Number
1/4"	3,2	04	NBR; PTFE	SK CVV 04
3/8"	10	06	NBR; PTFE	SK CVV 06
1/2"	12,5	08	FKM; PTFE	SK CVV 08 V
3/4"	20	12	FKM; PTFE	SK CVV 12 V
1"	25	16	FKM; PTFE	SK CVV 16 V
1-1/2"	37,5	24	FKM; PTFE	SK CVV 24 V

Every seals kit is composed of 5 or 10 pcs.

VVS

Screw to connect couplings for high pressure applications, Faster interchange

Screw-on couplings commonly used for applications characterized by very high working pressures and peaks. Heavy duty internal components guarantee the maximum safety and reliability. Faster proprietary profile. Interchangeable with Faster VV series.

Applications

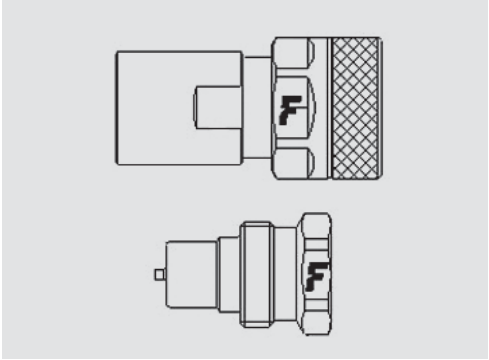

Technical Specifications

Size dash	Size mm	Size inch	Working Pressure (MPa)	Flow Rate (l/min)	Spillage (ml)	Force to Connect (N)	Burst pressure (MPa) Male	Burst pressure (MPa) Female	Burst pressure (MPa) Male + Female
04	6,3	1/4”	80	8	0,4	0	240	240	250
06	10	3/8”	80	18	0,8	0	340	350	240
08	12,5	1/2”	70	40	1,3	0	210	210	210
12	20	3/4”	70	55	1,8	0	240	210	230
16	25	1”	63	100	8	0	190	240	190
20	31,5	1-1/4”	60	140	15	0	180	180	200
24	37,5	1-1/2”	40	300	38	0	120	150	150
32	50	2”	35	1000	46	0	130	130	105

Material	**Steel**
Seals	**NBR**
Working temperatures	**- 25 °C to + 125 °C**
Surface treatment	**MATE 500 (CrIII)**
Series Interchange	**FASTER**
Valve Type	**Poppet**
Connection	**Screw to Connect**
Disconnection	**Unscrew to Disconnect**
Connection Under Pressure	**Allowed Residual**

Pressure Drop

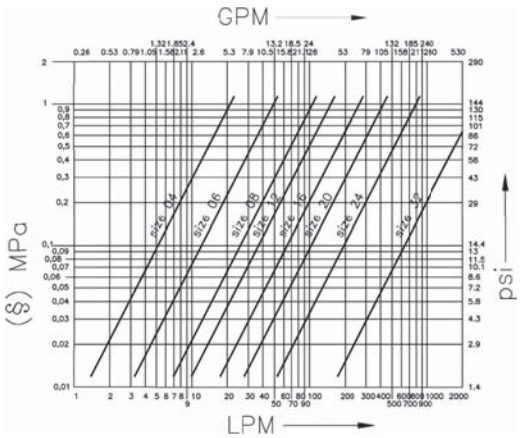

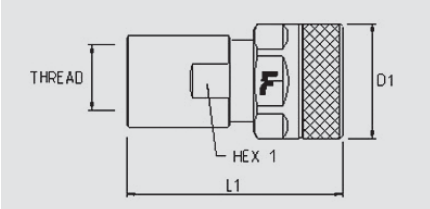

VVS

Size		Thread details			FEMALE						
inch	mm	Thread Type	Standard	Thread	Part Number	L (L1 + Thread) mm	L (L1 + Thread) inch	D1 mm	D1 inch	HEX1 mm	HEX1 inch
1/4"	6,3	F BSPP	ISO 1179-1	BSPP 1/4 FEMALE	VVS 14 GAS F	68	2,7	30	1,2	22	0,9
1/4"	6,3	F NPTF	ANSI B1.20.3	NPTF 1/4 FEMALE	VVS 14 NPT F	68	2,7	30	1,2	22	0,9
3/8"	10	F BSPP	ISO 1179-1	BSPP 3/8 FEMALE	VVS 38 GAS F	76	3	40	1,6	30	1,2
3/8"	10	F NPTF	ANSI B1.20.3	NPTF 3/8 FEMALE	VVS 38 NPT F	76	3	40	1,6	30	1,2
1/2"	12,5	F BSPP	ISO 1179-1	BSPP 1/2 FEMALE	VVS 12 GAS F	87	3,4	45	1,8	34	1,3
1/2"	12,5	F NPTF	ANSI B1.20.3	NPTF 1/2 FEMALE	VVS 12 NPT F	87	3,4	45	1,8	34	1,3
3/4"	20	F BSPP	ISO 1179-1	BSPP 3/4 FEMALE	VVS 34 GAS F	106	4,2	55	2,2	41	1,6
3/4"	20	F NPTF	ANSI B1.20.3	NPTF 3/4 FEMALE	VVS 34 NPT F	106	4,2	55	2,2	41	1,6
1"	25	F BSPP	ISO 1179-1	BSPP 1 FEMALE	VVS 1 GAS F	124	4,9	60	2,4	50	2
1"	25	F NPTF	ANSI B1.20.3	NPTF 1 FEMALE	VVS 1 NPT F	124	4,9	60	2,4	50	2
1-1/4"	31,5	F BSPP	ISO 1179-1	BSPP 1-1/4 FEMALE	VVS114 GAS F	152	6	80	3,2	65	2,6
1-1/4"	31,5	F NPTF	ANSI B1.20.3	NPTF 1-1/4 FEMALE	VVS114 NPT F	152	6	80	3,2	65	2,6
1-1/2"	37,5	F BSPP	ISO 1179-1	BSPP 1-1/2 FEMALE	VVS112 GAS F	172	6,8	98	3,9	75	3
1-1/2"	37,5	F NPTF	ANSI B1.20.3	NPTF 1-1/2 FEMALE	VVS112 NPT F	172	6,8	98	3,9	75	3
2"	50	F BSPP	ISO 1179-1	BSPP 2 FEMALE	VVS 2 GAS F	206	8,1	129	5,1	100	3,9
2"	50	F NPTF	ANSI B1.20.3	NPTF 2 FEMALE	VVS 2 NPT F	207	8,2	129	5,1	100	3,9

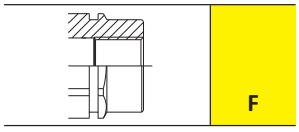

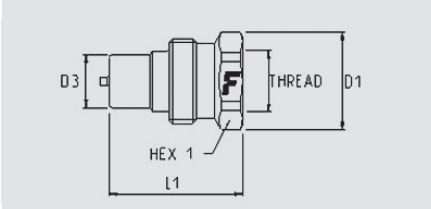

VVS

Size		Thread details			MALE								
inch	mm	Thread Type	Standard	Thread	Part Number	L (L1 + Thread) mm	L (L1 + Thread) inch	D1 mm	D1 inch	D3 mm	D3 inch	HEX1 mm	HEX1 inch
1/4"	6,3	F BSPP	ISO 1179-1	BSPP 1/4 FEMALE	VVS 14 GAS M	43	1,7	28	1,1	14,1	0,6	25	1
1/4"	6,3	F NPTF	ANSI B1.20.3	NPTF 1/4 FEMALE	VVS 14 NPT M	48	1,9	28	1,1	14,1	0,6	32	1,3
3/8"	10	F BSPP	ISO 1179-1	BSPP 3/8 FEMALE	VVS 38 GAS M	48	1,9	35	1,4	18,9	0,7	30	1,2
3/8"	10	F NPTF	ANSI B1.20.3	NPTF 3/8 FEMALE	VVS 38 NPT M	48	1,9	35	1,4	18,9	0,7	30	1,2
1/2"	12,5	F BSPP	ISO 1179-1	BSPP 1/2 FEMALE	VVS 12 GAS M	53	2,1	38	1,5	20,5	0,8	34	1,3
1/2"	12,5	F NPTF	ANSI B1.20.3	NPTF 1/2 FEMALE	VVS 12 NPT M	53	2,1	38	1,5	20,5	0,8	34	1,3
3/4"	20	F BSPP	ISO 1179-1	BSPP 3/4 FEMALE	VVS 34 GAS M	63	2,5	50	2	27,9	1,1	46	1,8
3/4"	20	F NPTF	ANSI B1.20.3	NPTF 3/4 FEMALE	VVS 34 NPT M	63	2,5	50	2	27,9	1,1	45	1,8
1"	25	F BSPP	ISO 1179-1	BSPP 1 FEMALE	VVS 1 GAS M	72	2,8	55	2,2	31,3	1,2	50	2
1"	25	F NPTF	ANSI B1.20.3	NPTF 1 FEMALE	VVS 1 NPT M	72	2,8	55	2,2	31,3	1,2	50	2
1-1/4"	31,5	F BSPP	ISO 1179-1	BSPP 1-1/4 FEMALE	VVS114 GAS M	86	3,4	70	2,8	43,9	1,7	65	2,6
1-1/4"	31,5	F NPTF	ANSI B1.20.3	NPTF 1-1/4 FEMALE	VVS114 NPT M	86	3,4	70	2,8	43,9	1,7	65	2,6
1-1/2"	37,5	F BSPP	ISO 1179-1	BSPP 1-1/2 FEMALE	VVS112 GAS M	95	3,7	84	3,3	53,4	2,1	80	3,2
1-1/2"	37,5	F NPTF	ANSI B1.20.3	NPTF 1-1/2 FEMALE	VVS112 NPT M	95	3,7	84	3,3	53,4	2,1	80	3,2
2"	50	F BSPP	ISO 1179-1	BSPP 2 FEMALE	VVS 2 GAS M	118	4,7	115	4,5	81,9	3,2	110	4,3
2"	50	F NPTF	ANSI B1.20.3	NPTF 2 FEMALE	VVS 2 NPT M	118	4,7	115	4,5	81,9	3,2	110	4,3

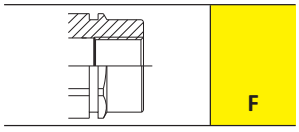

VVS accessories

Aluminium dust caps

Plugs suitable for FEMALE

Size			Plug Details	
inch	mm	dash	Part number	Colour
1/4"	6,3	04	TMV 14 S	
1/2"	12,5	08	TMV 12 S	
1/2"	12,5	08	TMVM 12 SR	red strap
3/4"	20	12	TMV 34 S	
1-1/4"	31,5	20	TMV114 S	
2"	50	32	TMV 2 S	
1-1/2"	37,5	24	TMV112 S	

Caps suitable for MALE

Size			Cap Details	
inch	mm	dash	Part number	Colour
1/4"	6,3	04	TFP 14	
1/4"	6,3	04	TFV 14 S	
1/2"	12,5	08	TFV 12 S	
1/2"	12,5	08	TFVM 12 SR	red strap
3/4"	20	12	TFV 34 S	
1"	25	16	TFV 1 S	
1-1/4"	31,5	20	TFV114 S	
1-1/2"	37,5	24	TFV112 S	
2"	50	32	TFV 2 S	

Stainless steel dust caps

Plugs suitable for FEMALE

Size			Plug Details	
inch	mm	dash	Part number	Colour
1/4"	6,3	04	TMV 14 SS	
3/8"	10	06	TMV 38 SS	
1/2"	12,5	08	TMV 12 SS	
3/4"	20	12	TMV 34 SS	
1"	25	16	TMV 1 SS	
1-1/4"	31,5	20	TMV114 SS	
1-1/2"	37,5	24	TMV112 SS	
2"	50	32	TMV 2 SS	

Caps suitable for MALE

Size			Cap Details	
inch	mm	dash	Part number	Colour
1/4"	6,3	04	TFV 14 SS	
3/8"	10	06	TFV 38 SS	
1/2"	12,5	08	TFV 12 SS	
3/4"	20	12	TFV 34 SS	
1"	25	16	TFV 1 SS	
1-1/4"	31,5	20	TFV114 SS	
1-1/2"	37,5	24	TFV112 SS	
2"	50	32	TFV 2 SS	

Seal Kits

For Female

Size			Seal Details	
inch	mm	dash	Material	Part Number
1/4"	6,3	04	NBR; PTFE	SK NV 14
3/8"	10	06	NBR; PTFE	SK NV 38
1/2"	12,5	08	NBR; PTFE	SK NV 12
3/4"	20	12	NBR; PTFE	SK NV 34
1"	25	16	NBR; PTFE	SK NV 1
1-1/4"	31,5	20	NBR; PTFE	SK VVS 114
1-1/2"	37,5	24	NBR; PTFE	SK VVS 112
2"	50	32	NBR; PTFE	SK VVS 2

Every seals kit is composed of 5 or 10 pcs.

VVS stainless steel

Screw to connect couplings for high pressure applications, Faster interchange, stainless steel.

Screw-on stainless steel (AISI 316) couplings commonly used for applications characterized by very high working pressures and peaks. High resistance to corrosion. Heavy duty internal components guarantee the maximum safety and reliability. Faster proprietary profile.

Applications

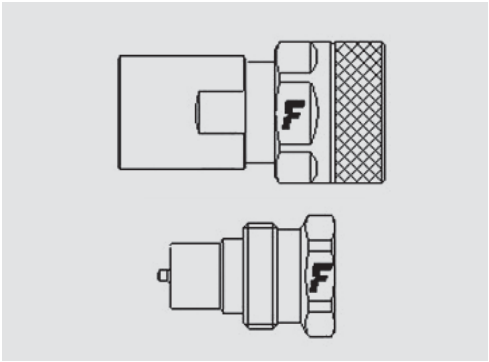

Technical Specifications

dash	Size mm	Size inch	Working Pressure (MPa)	Flow Rate (l/min)	Spillage (ml)	Force to Connect (N)	Burst pressure (MPa) Male	Burst pressure (MPa) Female	Burst pressure (MPa) Male + Female
04	6,3	1/4”	60	8	0,4	0	180	280	280
06	10	3/8”	65	18	0,8	0	195	200	250
08	12,5	1/2”	60	30	1,3	0	180	195	245
12	20	3/4”	50	45	1,8	0	150	160	190
16	25	1”	46	90	8	0	150	140	160
20	31,5	1-1/4”	38	140	15	0	115	120	150
16	37,5	1-1/2”	36	300	38	0	110	140	155
32	50	2”	21	1000	46	0	65	75	85

Material	**Stainless Steel**
Seals	**VITON**
Working temperatures	**- 20 °C to + 200 °C**
Surface treatment	
Series Interchange	**FASTER**
Valve Type	**Poppet**
Connection	**Screw to Connect**
Disconnection	**Unscrew to Disconnect**
Connection Under Pressure	**Allowed Residual**

Pressure Drop

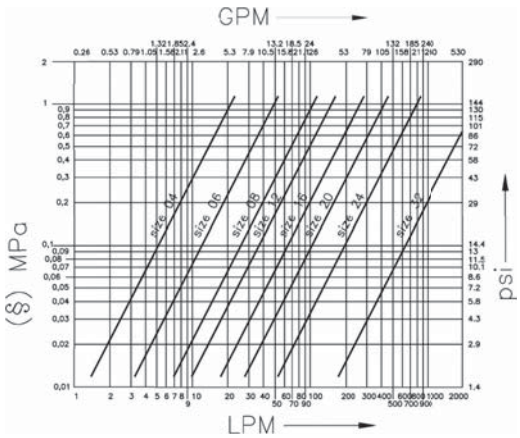

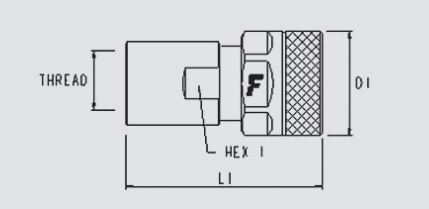

VVS stainless steel

Size		Thread details			FEMALE						
inch	mm	Thread Type	Standard	Thread	Part Number	L (L1 + Thread) mm	L (L1 + Thread) inch	D1 mm	D1 inch	HEX1 mm	HEX1 inch
1/4"	6,3	F BSPP	ISO 1179-1	BSPP 1/4 FEMALE	VVS 14 GAS F 2V	68	2,7	30	1,2	22	0,9
1/4"	6,3	F NPTF	ANSI B1.20.3	NPTF 1/4 FEMALE	VVS 14 NPT F 2V	68	2,7	30	1,2	22	0,9
3/8"	10	F BSPP	ISO 1179-1	BSPP 3/8 FEMALE	VVS 38 GAS F 2V	75,4	3	40	1,6	30	1,2
3/8"	10	F NPTF	ANSI B1.20.3	NPTF 3/8 FEMALE	VVS 38 NPT F 2V	76	3	40	1,6	30	1,2
1/2"	12,5	F BSPP	ISO 1179-1	BSPP 1/2 FEMALE	VVS 12 GAS F 2V	87	3,4	45	1,8	34	1,3
1/2"	12,5	F NPTF	ANSI B1.20.3	NPTF 1/2 FEMALE	VVS 12 NPT F 2V	87	3,4	45	1,8	34	1,3
3/4"	20	F BSPP	ISO 1179-1	BSPP 3/4 FEMALE	VVS 34 GAS F 2V	106	4,2	55	2,2	41	1,6
3/4"	20	F NPTF	ANSI B1.20.3	NPTF 3/4 FEMALE	VVS 34 NPT F 2V	106	4,2	55	2,2	41	1,6
1"	25	F BSPP	ISO 1179-1	BSPP 1 FEMALE	VVS 1 GAS F 2V	124	4,9	60	2,4	50	2
1"	25	F NPTF	ANSI B1.20.3	NPTF 1 FEMALE	VVS 1 NPT F 2V	124	4,9	60	2,4	50	2
1-1/4"	31,5	F BSPP	ISO 1179-1	BSPP 1-1/4 FEMALE	VVS114 GAS F 2V	153	6	80	3,2	65	2,6
1-1/4"	31,5	F NPTF	ANSI B1.20.3	NPTF 1-1/4 FEMALE	VVS114 NPT F 2V	153	6	80	3,2	65	2,6
1-1/2"	37,5	F BSPP	ISO 1179-1	BSPP 1-1/2 FEMALE	VVS112 GAS F 2V	172	6,8	98	3,9	75	3
1-1/2"	37,5	F NPTF	ANSI B1.20.3	NPTF 1-1/2 FEMALE	VVS112 NPT F 2V	172	6,8	98	3,9	75	3
2"	50	F BSPP	ISO 1179-1	BSPP 2 FEMALE	VVS 2 GAS F 2V	207	8,2	129	5,1	100	3,9
2"	50	F NPTF	ANSI B1.20.3	NPTF 2 FEMALE	VVS 2 NPT F 2V	207	8,2	129	5,1	100	3,9

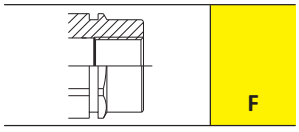

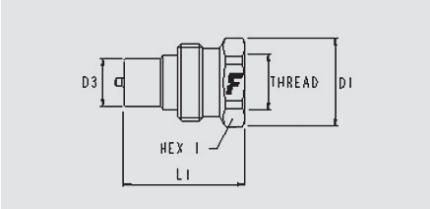

VVS stainless steel

Size		Thread details			MALE								
inch	mm	Thread Type	Standard	Thread	Part Number	L (L1 + Thread) mm	L (L1 + Thread) inch	D1 mm	D1 inch	D3 mm	D3 inch	HEX1 mm	HEX1 inch
1/4"	6,3	F BSPP	ISO 1179-1	BSPP 1/4 FEMALE	VVS 14 GAS M 2V	43	1,7	28	1,1	14,1	0,6	25	1
1/4"	6,3	F NPTF	ANSI B1.20.3	NPTF 1/4 FEMALE	VVS 14 NPT M 2V	43	1,7	28	1,1	14,1	0,6	25	1
3/8"	10	F BSPP	ISO 1179-1	BSPP 3/8 FEMALE	VVS 38 GAS M 2V	48	1,9	35	1,4	18,9	0,7	32	1,3
3/8"	10	F NPTF	ANSI B1.20.3	NPTF 3/8 FEMALE	VVS 38 NPT M 2V	48	1,9	35	1,4	18,9	0,7	32	1,3
1/2"	12,5	F BSPP	ISO 1179-1	BSPP 1/2 FEMALE	VVS 12 GAS M 2V	53	2,1	38	1,5	20,5	0,8	34	1,3
1/2"	12,5	F NPTF	ANSI B1.20.3	NPTF 1/2 FEMALE	VVS 12 NPT M 2V	53	2,1	38	1,5	20,5	0,8	34	1,3
3/4"	20	F BSPP	ISO 1179-1	BSPP 3/4 FEMALE	VVS 34 GAS M 2V	63	2,5	50	2	27,9	1,1	65	2,6
3/4"	20	F NPTF	ANSI B1.20.3	NPTF 3/4 FEMALE	VVS 34 NPT M 2V	63	2,5	50	2	27,9	1,1	46	1,8
1"	25	F BSPP	ISO 1179-1	BSPP 1 FEMALE	VVS 1 GAS M 2V	72	2,8	55	2,2	31,3	1,2	50	2
1"	25	F NPTF	ANSI B1.20.3	NPTF 1 FEMALE	VVS 1 NPT M 2V	72	2,8	55	2,2	31,3	1,2	50	2
1-1/4"	31,5	F BSPP	ISO 1179-1	BSPP 1-1/4 FEMALE	VVS114 GAS M 2V	86	3,4	70	2,8	43,9	1,7	65	2,6
1-1/4"	31,5	F NPTF	ANSI B1.20.3	NPTF 1-1/4 FEMALE	VVS114 NPT M 2V	86	3,4	70	2,8	43,9	1,7	65	2,6
1-1/2"	37,5	F BSPP	ISO 1179-1	BSPP 1-1/2 FEMALE	VVS112 GAS M 2V	95	3,7	84	3,3	53,4	2,1	80	3,2
1-1/2"	37,5	F NPTF	ANSI B1.20.3	NPTF 1-1/2 FEMALE	VVS112 NPT M 2V	95	3,7	84	3,3	53,4	2,1	80	3,2
2"	50	F BSPP	ISO 1179-1	BSPP 2 FEMALE	VVS 2 GAS M 2V	118	4,7	115	4,5	81,9	3,2	110	4,3
2"	50	F NPTF	ANSI B1.20.3	NPTF 2 FEMALE	VVS 2 NPT M 2V	118	4,7	115	4,5	81,9	3,2	110	4,3

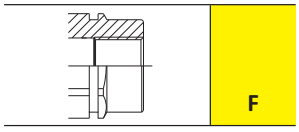

VVS stainless steel accessories

Aluminium dust caps

Plugs suitable for FEMALE

Size			Plug Details	
inch	mm	dash	Part number	Colour
1/4"	6,3	04	TMV 14 S	
1/2"	12,5	08	TMV 12 S	
1/2"	12,5	08	TMVM 12 SR	red strap
3/4"	20	12	TMV 34 S	
1-1/4"	31,5	20	TMV114 S	
2"	50	32	TMV 2 S	
1-1/2"	37,5	24	TMV112 S	

Caps suitable for MALE

Size			Cap Details	
inch	mm	dash	Part number	Colour
1/4"	6,3	04	TFP 14	
1/4"	6,3	04	TFV 14 S	
1/2"	12,5	08	TFV 12 S	
1/2"	12,5	08	TFVM 12 SR	red strap
3/4"	20	12	TFV 34 S	
1"	25	16	TFV 1 S	
1-1/4"	31,5	20	TFV114 S	
1-1/2"	37,5	24	TFV112 S	
2"	50	32	TFV 2 S	

Stainless steel dust caps

Plugs suitable for FEMALE

Size			Plug Details	
inch	mm	dash	Part number	Colour
1/4"	6,3	04	TMV 14 SS	
3/8"	10	06	TMV 38 SS	
1/2"	12,5	08	TMV 12 SS	
3/4"	20	12	TMV 34 SS	
1"	25	16	TMV 1 SS	
1-1/4"	31,5	20	TMV114 SS	
1-1/2"	37,5	24	TMV112 SS	
2"	50	32	TMV 2 SS	

Caps suitable for MALE

Size			Cap Details	
inch	mm	dash	Part number	Colour
1/4"	6,3	04	TFV 14 SS	
3/8"	10	06	TFV 38 SS	
1/2"	12,5	08	TFV 12 SS	
3/4"	20	12	TFV 34 SS	
1"	25	16	TFV 1 SS	
1-1/4"	31,5	20	TFV114 SS	
1-1/2"	37,5	24	TFV112 SS	
2"	50	32	TFV 2 SS	

FB

Screw-to-connect couplings for road machines applications.

Screw-on flat face brass couplings suitable to vehicles and road machines applications. A wing-shaped sleeve helps to connect and disconnect by hand. Interchangeable for US market.

Applications

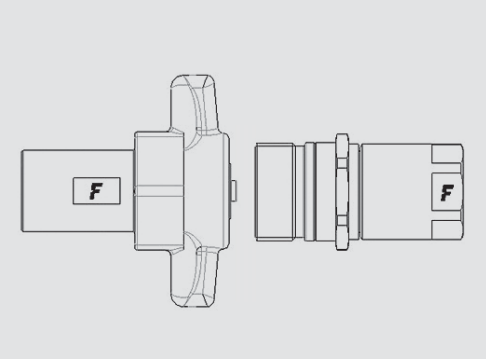

Technical Specifications

Size dash	Size mm	Size inch	Working Pressure (MPa)	Flow Rate (l/min)	Spillage (ml)	Force to Connect (N)	Burst pressure (MPa) Male	Burst pressure (MPa) Female	Burst pressure (MPa) Male + Female
12	20	3/4”	25	62	0,1	0	100	75	82
16	25	1”	23	160	0,2	0	130	70	80
20	31,5	1-1/4”	21	220	0,5	0	78	64	68
24	37,5	1-1/2”	20	300	0,7	0	60	60	62

Material	**Brass**
Seals	**NBR**
Working temperatures	**- 25 °C to + 125 °C**
Surface treatment	
Series Interchange	**MARKET**
Valve Type	**Flat**
Connection	**Screw to Connect**
Disconnection	**Unscrew to Disconnect**
Connection Under Pressure	**Allowed Residual**

Pressure Drop

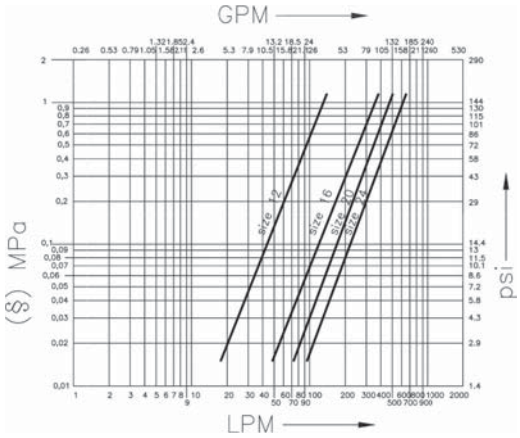

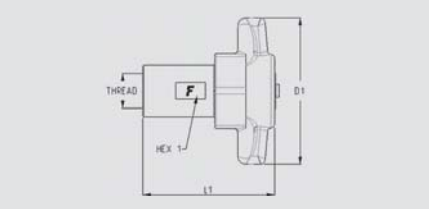

FB

Size		Thread details			FEMALE						
inch	mm	Thread Type	Standard	Thread	Part Number	L (L1 + Thread) mm	L (L1 + Thread) inch	D1 mm	D1 inch	HEX1 mm	HEX1 inch
3/4"	20	F NPTF	ANSI B1.20.3	NPTF 1/2 FEMALE	FB 12/12 NPT F5	81	3,2	90	3,5	30	1,2
3/4"	20	F NPTF	ANSI B1.20.3	NPTF 3/4 FEMALE	FB 12/34 NPT F5	81	3,2	90	3,5	30	1,2
1"	25	F NPTF	ANSI B1.20.3	NPTF 1 FEMALE	FB 16/1 NPT F 5	90,8	3,6	75	3	36	1,4
1-1/4"	31,5	F NPTF	ANSI B1.20.3	NPTF 1-1/4 FEMALE	FB 20/114NPT F5	95	3,7	127	5	45	1,8
1-1/2"	37,5	F NPTF	ANSI B1.20.3	NPTF 1-1/2 FEMALE	FB 24/112NPT F5	110,2	4,3	150	5,9	50	2

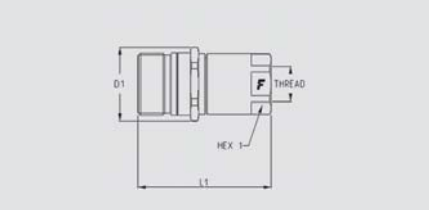

Size		Thread details			MALE								
inch	mm	Thread Type	Standard	Thread	Part Number	L (L1 + Thread) mm	L (L1 + Thread) inch	D1 mm	D1 inch	D3 mm	D3 inch	HEX1 mm	HEX1 inch
3/4"	20	F NPTF	ANSI B1.20.3	NPTF 1/2 FEMALE	FB 12/12 NPT M5	81,3	3,2	45	1,8			34	1,3
3/4"	20	F NPTF	ANSI B1.20.3	NPTF 3/4 FEMALE	FB 12/34 NPT M5	82	3,2	45	1,8			34	1,3
1"	25	F NPTF	ANSI B1.20.3	NPTF 1 FEMALE	FB 16/1 NPT M 5	90,8	3,6	75	3			36	1,4
1-1/4"	31,5	F NPTF	ANSI B1.20.3	NPTF 1-1/4 FEMALE	FB 20/114NPT M5	95	3,7	127	5			45	1,8
1-1/2"	37,5	F NPTF	ANSI B1.20.3	NPTF 1-1/2 FEMALE	FB 24/112NPT M5	110	4,3	72	2,8			55	2,2

Accessories

Aluminium dust caps

Caps suitable for FEMALE

Size			Cap Details	
inch	mm	dash	Part number	Colour
1/2"	12,5	08	TMFB 12 S	
3/4"	20	12	TMFB 12 S	
1"	25	16	TMFB 16 S	
1-1/4"	31,5	20	TMFB 20 S	
1-1/4"	31,5	20	TMFB 20 S	
1-1/2"	37,5	24	TMFB 24 S	

Caps suitable for MALE

Size			Cap Details	
inch	mm	dash	Part number	Colour
1/2"	12,5	08	TFFB 12 S	
3/4"	20	12	TFFB 12 S	
1"	25	16	TFFB 16 S	
1-1/4"	31,5	20	TFFB 20 S	
1-1/4"	31,5	20	TFFB 20 S	
1-1/2"	37,5	24	TFFB 24 S	

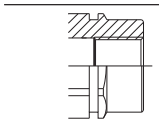

F

OGV

Screw to connect couplings for oil & gas application, market interchange.

Standard screw-to-connect coupling suitable for Oil & Gas applications. Robust sleeve design, poppet valve and ACME connection thread.

Applications

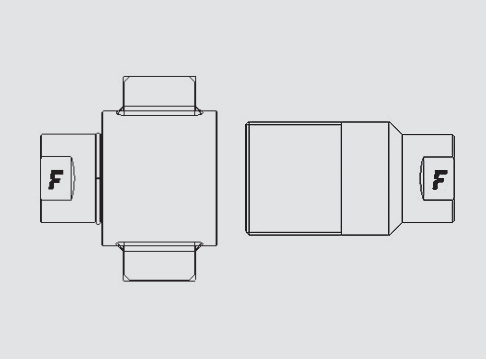

Technical Specifications

Size dash	Size mm	Size inch	Working Pressure (MPa)	Flow Rate (l/min)	Spillage (ml)	Force to Connect (N)	Burst pressure (MPa) Male	Burst pressure (MPa) Female	Burst pressure (MPa) Male + Female
12	20	3/4"	35	120	8		168	160	165
16	25	1"	35	230	18		165	165	172
20	31,5	1-1/4"	35	320	21		180	200	178
24	37,5	1-1/2"	35	330	41		160	176	170
32	50	2"	35	570	85		125	130	125

Material	**Steel**
Seals	**NBR; PUR**
Working temperatures	**- 25 °C to + 100 °C**
Surface treatment	**MATE 500 (CrIII)**
Series Interchange	**MARKET**
Valve Type	**Poppet**
Connection	**Screw to Connect**
Disconnection	**Unscrew to Disconnect**
Connection Under Pressure	**Allowed Residual**

Pressure Drop

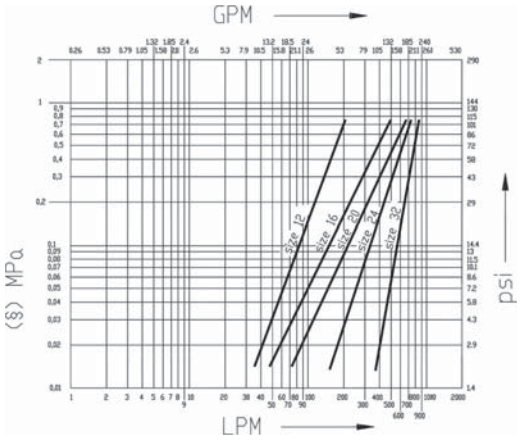

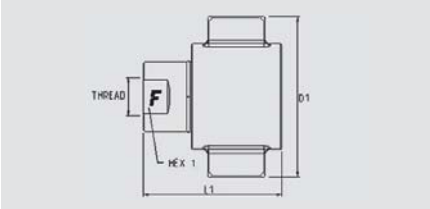

OGV

Size		Thread details			FEMALE						
inch	mm	Thread Type	Standard	Thread	Part Number	L (L1 + Thread) mm	L (L1 + Thread) inch	D1 mm	D1 inch	HEX1 mm	HEX1 inch
3/4"	20	F NPSF	ANSI B1.20.3	NPSF 3/4 FEMALE	OGV12 34NPS F	72,2	2,8	55	2,2	32	1,3
1"	25	F NPSF	ANSI B1.20.3	NPSF 1 FEMALE	OGV16 1NPS F	87,6	3,5	105,5	4,2	41	1,6
1-1/4"	31,5	F NPTF	ANSI B1.20.3	NPTF 1-1/4 FEMALE	OGV20 114NPT F	111,9	4,4	118,2	4,7	50	2
1-1/2"	37,5	F NPTF	ANSI B1.20.3	NPTF 1-1/2 FEMALE	OGV24 112NPT F	127,1	5	147	5,8	55	2,2
2"	50	F NPTF	ANSI B1.20.3	NPTF 2 FEMALE	OGV32 2NPT F	154,2	6,1	170	6,7	75	3

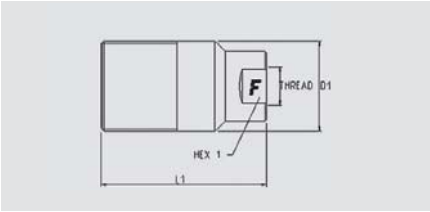

Size		Thread details			MALE								
inch	mm	Thread Type	Standard	Thread	Part Number	L (L1 + Thread) mm	L (L1 + Thread) inch	D1 mm	D1 inch	D3 mm	D3 inch	HEX1 mm	HEX1 inch
3/4"	20	F NPSF	ANSI B1.20.3	NPSF 3/4 FEMALE	OGV12 34NPS M	83,1	3,3	44,3	1,7			32	1,3
1"	25	F NPSF	ANSI B1.20.3	NPSF 1 FEMALE	OGV16 1NPS M	106	4,2	57,1	2,3			41	1,6
1-1/4"	31,5	F NPTF	ANSI B1.20.3	NPTF 1-1/4 FEMALE	OGV20 114NPT M	136,5	5,4	66,7	2,6			50	2
1-1/2"	37,5	F NPTF	ANSI B1.20.3	NPTF 1-1/2 FEMALE	OGV24 112NPT M	151,7	6	82,5	3,3			55	2,2
2"	50	F NPTF	ANSI B1.20.3	NPTF 2 FEMALE	OGV32 2NPT M	179,1	7,1	101,6	4			75	3

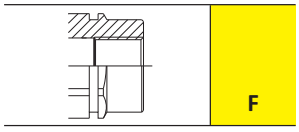

OGV Accessories

Aluminium dust caps

Plugs suitable for FEMALE

Caps suitable for MALE

Size			Plug Details		Size			Cap Details	
inch	mm	dash	Part number	Colour	inch	mm	dash	Part number	Colour
3/4"	20	12	TM OGV12 S		3/4"	20	12	TF OGV12 S	
1"	25	16	TM OGV16 S		1"	25	16	TF OGV16 S	
1-1/4"	31,5	20	TM OGV20 S		1-1/4"	31,5	20	TF OGV20 S	
1-1/2"	37,5	24	TM OGV24 S		1-1/2"	37,5	24	TF OGV24 S	
2"	50	32	TM OGV32 S		2"	50	32	TF OGV32 S	

Check Valves and Diagnostic

VU	pag 191
VUC	pag 195
DF	pag 197

VU

Standard check valves.

Check valves acting as a safety device into hydraulic systems. Standard versions contain a spring set to open the valve at 35KPa; the range of settings is wide (up to 950 kPa). Normally available with inlet and outlet female threads.

Applications

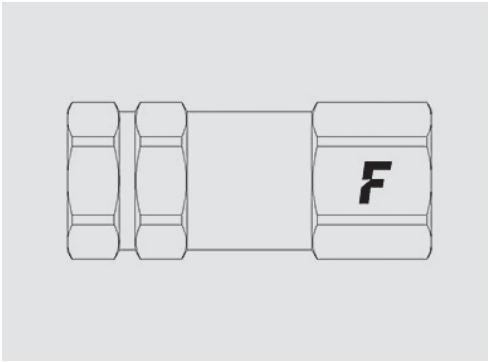

Technical Specifications

dash	Size mm	Size inch	Working Pressure (MPa)	Flow Rate (l/min)	Spillage (ml)	Force to Connect (N)	Burst pressure (MPa) Male	Burst pressure (MPa) Female	Burst pressure (MPa) Male + Female
04	6,3	1/4”	80	8	0,4	0	240	240	250
06	10	3/8”	80	18	0,8	0	340	350	240
08	12,5	1/2”	70	40	1,3	0	210	210	210
12	20	3/4”	70	55	1,8	0	240	210	230
16	25	1”	63	100	8	0	190	240	190
20	31,5	1-1/4”	60	140	15	0	180	180	200
24	37,5	1-1/2”	40	300	38	0	120	150	150
32	50	2”	35	1000	46	0	130	130	105

Material	**Steel**
Seals	**NBR**
Working temperatures	**- 25 °C to + 125 °C**
Surface treatment	**MATE 500 (CrIII)**
Series Interchange	
Valve Type	**Poppet**
Connection	
Disconnection	
Connection Under Pressure	

Pressure Drop

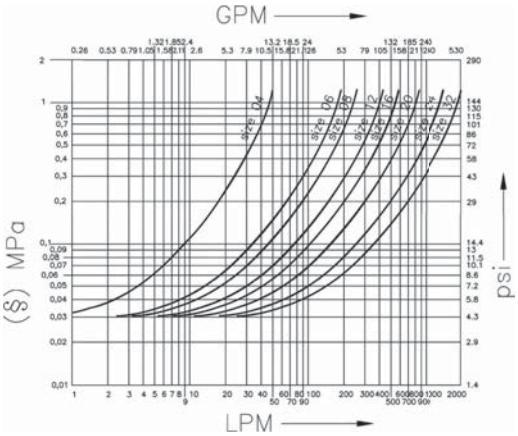

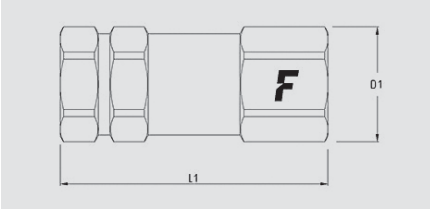

VU

Size		Thread details									
inch	mm	Thread Type	Standard	Thread	Part Number	L (L1 + Thread) mm	L (L1 + Thread) inch	D1 mm	D1 inch	HEX1 mm	HEX1 inch
1/4"	6,3	F BSPP	ISO 1179-1	BSPP 1/4 FEMALE	VU14F 14F	50	2	21	0,8	19	0,8
1/4"	6,3	F BSPP	ISO 1179-1	BSPP 1/4 FEMALE	VU14F 14F A2 *	50	2	21	0,8	19	0,8
1/4"	6,3	F BSPP	ISO 1179-1	BSPP 1/4 FEMALE	VU14F 14F B *	50	2	21	0,8	19	0,8
1/4"	6,3	F BSPP	ISO 1179-1	BSPP 1/4 FEMALE	VU14F 14F C *	50	2	21	0,8	19	0,8
1/4"	6,3	F NPTF	ANSI B1.20.3	NPTF 1/4 FEMALE	VU14FN 14FN	50	2	21	0,8	19	0,8
1/4"	6,3	16/ BSPP	ISO 8434-6	60° 1/4 BSPP MALE	VU14M 14M *	50	2	24,5	1	22	0,9
3/8"	10	16/ BSPP	ISO 8434-6	60° 3/8 BSPP MALE	VU38M 38M	50	2	24,5	1	22	0,9
3/8"	10	16/ BSPP	ISO 8434-6	60° 3/8 BSPP MALE	VU38M 38M V *	50	2	24,5	1	22	0,9
3/8"	10	F NPTF	ANSI B1.20.3	NPTF 3/8 FEMALE	VU38FN 38MN	58,1	2,3	24,5	1	22	0,9
3/8"	10	F BSPP	ISO 1179-1	BSPP 3/8 FEMALE	VU38F 38F	60	2,4	27	1,1	24	0,9
3/8"	10	F BSPP	ISO 1179-1	BSPP 3/8 FEMALE	VU38F 38F B *	60	2,4	27	1,1	24	0,9
3/8"	10	F NPTF	ANSI B1.20.3	NPTF 3/8 FEMALE	VU38FN 38FN	60	2,4	27	1,1	24	0,9
1/2"	12,5	02/ METRIC	ISO 8434-1-L	M18x1,5 MALE 12L	VU2/DM-2/DM H *	52,4	2,1	30	1,2	27	1,1
1/2"	12,5	16/ BSPP	ISO 8434-6	60° 1/2 BSPP MALE	VU12M 12M	56	2,2	30	1,2	27	1,1
1/2"	12,5	F NPTF	ANSI B1.20.3	NPTF 1/2 FEMALE	VU12M 12M M *	56	2,2	30	1,2	27	1,1
1/2"	12,5	35/ SAE	ISO 8434-3	13/16"-16 UN FEMALE ORFS	VU27/FS-11/FS B *	59,5	2,3	30	1,2	27	1,1
1/2"	12,5	01/ BSPP	ISO 1179-3	3/8" BSPP MALE	VU1/CG-11/HS C *	62,6	2,5	30	1,2	27	1,1
1/2"	12,5	01/ BSPP	ISO 1179-3	3/8" BSPP MALE	VU1/CG-11/HS E *	62,6	2,5	30	1,2	27	1,1
1/2"	12,5	01/ BSPP	ISO 1179-3	3/8" BSPP MALE	VU1/CG-11/HS G *	62,6	2,5	30	1,2	27	1,1
1/2"	12,5	01/ BSPP	ISO 1179-3	3/8" BSPP MALE	VU1/CG-11/HS I *	62,6	2,5	30	1,2	27	1,1
1/2"	12,5	01/ SAE	ISO 11926-3	3/4"-16 UNF MALE	VU41/FS-11/HS C *	63,5	2,5	30	1,2	27	1,1
1/2"	12,5	01/ SAE	ISO 11926-3	3/4"-16 UNF MALE	VU41/FS-11/HS E *	63,5	2,5	30	1,2	27	1,1
1/2"	12,5	01/ SAE	ISO 11926-3	3/4"-16 UNF MALE	VU41/FS-11/HS I *	63,5	2,5	30	1,2	27	1,1
1/2"	12,5	13/ SAE	ISO 8434-2	3/4"-16 UNF MALE JIC	VU13/FS-28/FS B *	64	2,5	30	1,2	27	1,1
1/2"	12,5	01/ BSPP	ISO 1179-3	1/2" BSPP MALE	VU21/DG-11/HS I *	64,6	2,5	30	1,2	27	1,1
1/2"	12,5	13/ SAE	ISO 8434-2	7/8"-14 UNF MALE JIC	VU13/GS-1/GS H *	66,7	2,6	30	1,2	27	1,1
1/2"	12,5	F BSPP	ISO 1179-1	BSPP 1/2 FEMALE	VU12F 12F	70	2,8	30	1,2	27	1,1
1/2"	12,5	F BSPP	ISO 1179-1	BSPP 1/2 FEMALE	VU12F 12F B *	70	2,8	30	1,2	27	1,1
1/2"	12,5	F BSPP	ISO 1179-1	BSPP 1/2 FEMALE	VU12F 12F C *	70	2,8	30	1,2	27	1,1
1/2"	12,5	F BSPP	ISO 1179-1	BSPP 1/2 FEMALE	VU12F 12F M *	70	2,8	30	1,2	27	1,1
1/2"	12,5	F NPTF	ANSI B1.20.3	NPTF 1/2 FEMALE	VU12FN 12FN	70	2,8	30	1,2	27	1,1
1/2"	12,5	F NPTF	ANSI B1.20.3	NPTF 1/2 FEMALE	VU12FN 12FN M *	70	2,8	30	1,2	27	1,1
1/2"	12,5	02/ METRIC	ISO 8434-1-L	M22x1,5 MALE 15L	VU2/FM-3/GM	120	4,7	30	1,2	27	1,1

* Calibration ≠ 35 KPa

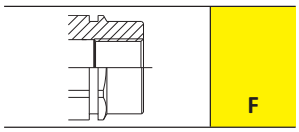
F

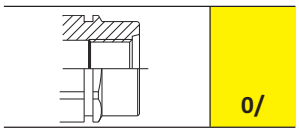
0/

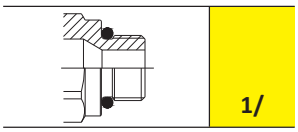
1/

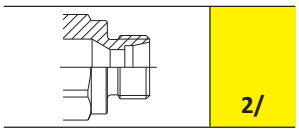
2/

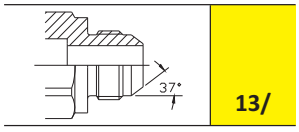

13/

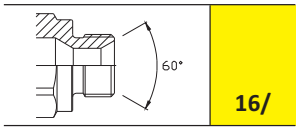

16/

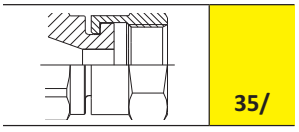
35/

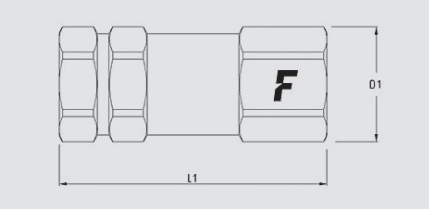

Size		Thread details									
inch	mm	Thread Type	Standard	Thread	Part Number	L (L1 + Thread) mm	L (L1 + Thread) inch	D1 mm	D1 inch	HEX1 mm	HEX1 inch
3/4"	20	02/ METRIC	ISO 8434-1-L	M26x1,5 MALE 18L	VU2/HM-2/HM H *	58,4	2,3	42	1,7	38	1,5
3/4"	20	01/ SAE	ISO 11926-3	1-1/16"-12 UN MALE	VU1/HS-11/LS G *	70	2,8	42	1,7	38	1,5
3/4"	20	01/ SAE	ISO 11926-3	1-1/16"-12 UN MALE	VU1/HS-11/LS P *	70	2,8	42	1,7	38	1,5
3/4"	20	01/ SAE	ISO 11926-3	7/8"-14 UNF MALE	VU41/GS-11/GS I *	70,3	2,8	42	1,7	38	1,5
3/4"	20	F BSPP	ISO 1179-1	BSPP 3/4 FEMALE	VU34F 34F	86	3,4	38	1,5	34	1,3
3/4"	20	F BSPP	ISO 1179-1	BSPP 3/4 FEMALE	VU34F 34F B *	86	3,4	38	1,5	34	1,3
3/4"	20	F BSPP	ISO 1179-1	BSPP 3/4 FEMALE	VU34F 34F V *	86	3,4	38	1,5	34	1,3
3/4"	20	F NPTF	ANSI B1.20.3	NPTF 3/4 FEMALE	VU34FN 34FN	86	3,4	38	1,5	34	1,3
3/4"	20	F NPTF	ANSI B1.20.3	NPTF 3/4 FEMALE	VU34FN 34FN M *	86	3,4	38	1,5	34	1,3
3/4"	20	0/ SAE	ISO 11926-1	1-1/16"-12 UN FEMALE ORB	VU34FS 34FS	88	3,5	40	1,6	36	1,4
1"	25	F BSPP	ISO 1179-1	BSPP 1 FEMALE	VU 1F 1F	100	3,9	44	1,7	41	1,6
1"	25	F BSPP	ISO 1179-1	BSPP 1 FEMALE	VU 1F 1F B *	100	3,9	44	1,7	41	1,6
1"	25	F BSPP	ISO 1179-1	BSPP 1 FEMALE	VU 1F 1F E *	100	3,9	44	1,7	41	1,6
1"	25	F BSPP	ISO 1179-1	BSPP 1 FEMALE	VU 1F 1F G *	100	3,9	44	1,7	41	1,6
1"	25	F BSPP	ISO 1179-1	BSPP 1 FEMALE	VU 1F 1F L *	100	3,9	44	1,7	41	1,6
1"	25	F BSPP	ISO 1179-1	BSPP 1 FEMALE	VU 1F 1F M *	100	3,9	44	1,7	41	1,6
1"	25	F BSPP	ISO 1179-1	BSPP 1 FEMALE	VU 1F 1F U *	100	3,9	44	1,7	41	1,6
1"	25	F NPTF	ANSI B1.20.3	NPTF 1 FEMALE	VU 1FN 1FN *	100	3,9	44	1,7	41	1,6
1-1/4"	31,5	F BSPP	ISO 1179-1	BSPP 1-1/4 FEMALE	VU114F 114F *	130	5,1	55	2,2	50	2
1-1/4"	31,5	F BSPP	ISO 1179-1	BSPP 1-1/4 FEMALE	VU114F 114F B *	130	5,1	55	2,2	50	2
1-1/4"	31,5	F BSPP	ISO 1179-1	BSPP 1-1/4 FEMALE	VU114F 114F C *	130	5,1	55	2,2	50	2
1-1/4"	31,5	F BSPP	ISO 1179-1	BSPP 1-1/4 FEMALE	VU114F 114F E *	130	5,1	55	2,2	50	2
1-1/4"	31,5	F BSPP	ISO 1179-1	BSPP 1-1/4 FEMALE	VU114F 114F M *	130	5,1	55	2,2	50	2
1-1/4"	31,5	F NPTF	ANSI B1.20.3	NPTF 1-1/4 FEMALE	VU114FN 114FN	130	5,1	55	2,2	50	2
1-1/4"	31,5	F NPTF	ANSI B1.20.3	NPTF 1-1/4 FEMALE	VU114FN 114FN L *	130	5,1	55	2,2	50	2
1-1/2"	37,5	F BSPP	ISO 1179-1	BSPP 1-1/2 FEMALE	VU112F 112F	145	5,7	66	2,6	60	2,4
1-1/2"	37,5	F BSPP	ISO 1179-1	BSPP 1-1/2 FEMALE	VU112F 112F I *	145	5,7	66	2,6	60	2,4
1-1/2"	37,5	F BSPP	ISO 1179-1	BSPP 1-1/2 FEMALE	VU112F 112F M *	145	5,7	66	2,6	60	2,4
1-1/2"	37,5	F BSPP	ISO 1179-1	BSPP 1-1/2 FEMALE	VU112F 112F U *	145	5,7	66	2,6	60	2,4
2"	50	F BSPP	ISO 1179-1	BSPP 2 FEMALE	VU 2F 2F	160	6,3	90	3,5	75	3
2"	50	F BSPP	ISO 1179-1	BSPP 2 FEMALE	VU 2F 2F C *	160	6,3	90	3,5	75	3
2"	50	F BSPP	ISO 1179-1	BSPP 2 FEMALE	VU 2F 2F I *	160	6,3	90	3,5	75	3

* Calibration ≠ 35 KPa

Settings	A	standard	B	C	D	E	F	G	H	I	L	M	O	P	Q	R	T	U	X	Y	Z
kPa	10	35	50	100	150	200	250	300	350	400	450	500	550	600	650	700	750	800	850	900	950
PSI	1,5	5	7,3	14,5	21,8	29	36,3	43,5	50,8	58	65	73	80	87	94	102	109	116	123	131	138

VUC

Compact check valves.

VUC series check-valves are very compact being them assembled with only one piece body. Standard cracking pressure 35 kPa.

Applications

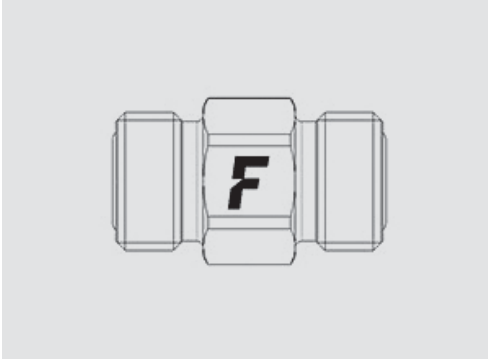

Technical Specifications

dash	Size mm	Size inch	Working Pressure (MPa)	Flow Rate (l/min)	Spillage (ml)	Force to Connect (N)	Burst pressure (MPa) Male	Burst pressure (MPa) Female	Burst pressure (MPa) Male + Female
04	6,3	1/4“	25	5					100
06	10	3/8“	40	20					160
08	12,5	1/2“	40	35					160
12	20	3/4“	40	65					160
16	25	1“	40	90					160

Material	**Steel**
Seals	**NBR**
Working temperatures	**- 25 °C to + 125 °C**
Surface treatment	**MATE 500 (CrIII)**
Series Interchange	
Valve Type	**Poppet**
Connection	
Disconnection	
Connection Under Pressure	

Pressure Drop

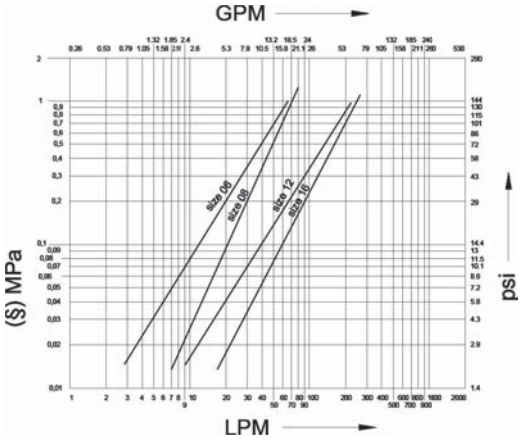

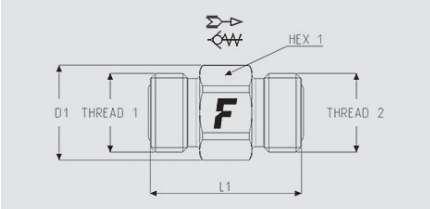

VUC

Size		Thread details									
inch	mm	Thread Type	Standard	Thread	Part Number	L (L1 + Thread) mm	L (L1 + Thread) inch	D1 mm	D1 inch	HEX1 mm	HEX1 inch
1/4"	6,3	02/ METRIC	ISO 8434-1-L	M18x1,5 MALE 12L	VUC2/DM-41/BM	32	1,26	21	0,83	19	0,75
		41/ METRIC	ISO 6149-2	M14X1,5 MALE							
1/4"	6,3	41/ METRIC	ISO 6149-2	M12X1,5 MALE	VUC41/AM-2/CM	55,5	2,19	21	0,83	19	0,75
		02/ METRIC	ISO 8434-1-L	M16x1,5 MALE 12L							
3/8"	10	11/ SAE	ISO 8434-3	11/16"-16 UN MALE ORFS	VUC11/ES-1/ES	32,6	1,28	21	0,83	19	0,75
		01/ SAE	ISO 11926-3	9/16"-18 UNF MALE							
3/8"	10	11/ SAE	ISO 8434-3	11/16"-16 UN MALE ORFS	VUC11/ES-11/ES	33,6	1,32	21	0,83	19	0,75
		11/ SAE	ISO 8434-3	11/16"-16 UN MALE ORFS							
3/8"	10	11/ SAE	ISO 8434-3	11/16"-16 UN MALE ORFS	VUC11/ES-11/FS	33,6	1,32	24	0,94	22	0,87
		11/ SAE	ISO 8434-3	13/16"-16 UN MALE ORFS							
3/8"	10	11/ SAE	ISO 8434-3	13/16"-16 UN MALE ORFS	VUC11/FS-11/ES	33,6	1,32	24	0,94	22	0,87
		11/ SAE	ISO 8434-3	11/16"-16 UN MALE ORFS							
3/8"	10	01/ METRIC	ISO 6149-2	M14x1,5 MALE	VUC1/BM-11/ESA2 *	35,9	1,41	21	0,83	19	0,75
		11/ SAE	ISO 8434-3	11/16"-16 UN MALE ORFS							
3/8"	10	11/ SAE	ISO 8434-3	11/16"-16 UN MALE ORFS	VUC11/ES-41/BM	35,9	1,41	21	0,83	19	0,75
		41/ METRIC	ISO 6149-2	M14X1,5 MALE							
3/8"	10	13/ SAE	ISO 8434-2	9/16"-18 UNF MALE JIC	VUC13/ES28/ESA2 *	40,5	1,59	21	0,83	19	0,75
		28/ SAE	ISO 8434-2	9/16"-18 UNF FEMALE							
3/8"	10	13/ SAE	ISO 8434-2	9/16"-18 UNF MALE JIC	VUC13/ES28/ESZZ *	40,5	1,59	21	0,83	19	0,75
		28/ SAE	ISO 8434-2	9/16"-18 UNF FEMALE							
3/8"	10	01/ METRIC	ISO 6149-2	M18x1,5 MALE	VUC1/DM-11/ES *	41	1,61	26	1,02	24	0,94
	10	11/ SAE	ISO 8434-3	11/16"-16 UN MALE ORFS							
1/2"	12,5	01/ SAE	ISO 11926-3	3/4"-16 UNF MALE	VUC1/FS-11/FSC *	38,1	1,5	26	1,02	24	0,94
		11/ SAE	ISO 8434-3	13/16"-16 UN MALE ORFS							
1/2"	12,5	01/ SAE	ISO 11926-3	3/4"-16 UNF MALE	VUC1/FS-11/FSX *	38,1	1,5	26	1,02	24	0,94
		11/ SAE	ISO 8434-3	13/16"-16 UN MALE ORFS							
1/2"	12,5	01/ METRIC	ISO 6149-2	M18x1,5 MALE	VUC1/DM-11/FS *	43	1,69	26	1,02	24	0,94
		11/ SAE	ISO 8434-3	13/16"-16 UN MALE ORFS							
1/2"	12,5	01/ METRIC	ISO 6149-2	M18x1,5 MALE	VUC1/DM-11/FSB1 *	43	1,69	26	1,02	24	0,94
		11/ SAE	ISO 8434-3	13/16"-16 UN MALE ORFS							
3/4"	20	01/ SAE	ISO 11926-3	1-1/16"-12 UN MALE	VUC1/HS-11/HSE *	46,1	1,81	35	1,38	32	1,26
		11/ SAE	ISO 8434-3	1-3/16"-12 UN MALE ORFS							
3/4"	20	01/ SAE	ISO 11926-3	1-1/16"-12 UN MALE	VUC1/HS-11/HSM *	46,1	1,81	35	1,38	32	1,26
		11/ SAE	ISO 8434-3	1-3/16"-12 UN MALE ORFS							
3/4"	20	13/ SAE	ISO 8434-2	1-1/16"-12 UN MALE JIC	VUC13/HS13/HSA2 *	50	1,97	25	0,98	32	1,26
		13/ SAE	ISO 8434-2	1-1/16"-12 UN MALE JIC							
1"	25	11/ SAE	ISO 8434-3	1-7/16"-12 UN MALE ORFS	VUC11/LS-11/LS	50,5	1,99	42	1,65	38	1,5
		11/ SAE	ISO 8434-3	1-7/16"-12 UN MALE ORFS							
1"	25	11/ SAE	ISO 8434-3	1-7/16"-12 UN MALE ORFS	VUC11/LS11/LSZC *	50,5	1,99	42	1,65	38	1,5
		11/ SAE	ISO 8434-3	1-7/16"-12 UN MALE ORFS							
1"	25	01/ METRIC	ISO 6149-2	M33x2 MALE	VUC1/MM-11/MS *	72,6	2,86	54	2,13	48	1,89
		11/ SAE	ISO 8434-3	1-11/16"-12 UN MALE ORFS							
1"	25	01/ METRIC	ISO 6149-2	M33x2 MALE	VUC1/MM-11/MSA1 *	72,6	2,86	54	2,13	48	1,89
		11/ SAE	ISO 8434-3	1-11/16"-12 UN MALE ORFS							

* Calibration ≠ 35 KPa

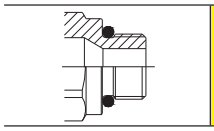
1/

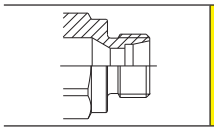
2/

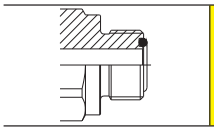
11/

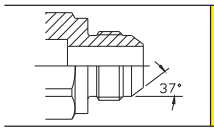

13/

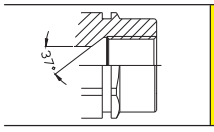

28/

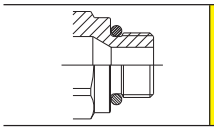
41/

DF

Diagnostic couplings, ISO 15171-1 interchange.

Flat face couplings specifically designed to measure the internal pressure of hydraulic circuits. Male part to be mounted on the hydraulic line and female part to be connected to gauge instruments. ISO 15171-1 interchange.

Applications

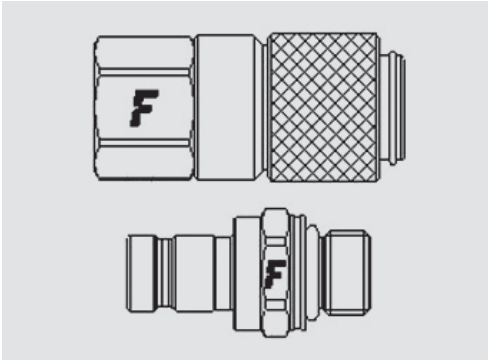

Technical Specifications

dash	Size mm	inch	Working Pressure (MPa)	Flow Rate (l/min)	Spillage (ml)	Force to Connect (N)	Burst pressure (MPa) Male	Female	Male + Female
04	6,3	1/4"	47	2	0,01	70	190	150	180

Material	**Steel**
Seals	**NBR**
Working temperatures	**- 25 °C to + 125 °C**
Surface treatment	**MATE 500 (CrIII)**
Series Interchange	**ISO 15171-1**
Valve Type	**Flat**
Connection	**Push to Connect**
Disconnection	**Sleeve Retraction**
Connection Under Pressure	**Not Allowed**

Pressure Drop

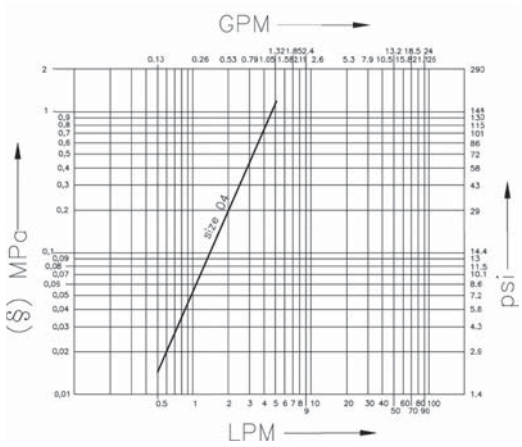

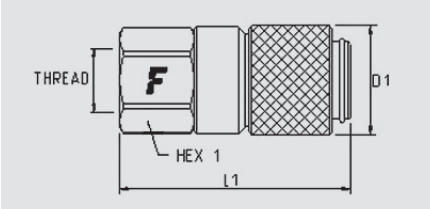

DF

Size		Thread details			FEMALE						
inch	mm	Thread Type	Standard	Thread	Part Number	L (L1 + Thread) mm	L (L1 + Thread) inch	D1 mm	D1 inch	HEX1 mm	HEX1 inch
1/4"	6,3	F NPTF	ANSI B1.20.3	NPTF 1/8 FEMALE	DF 04-18NPT F	42	1,7	24	0,9	21	0,8
1/4"	6,3	F NPTF	ANSI B1.20.3	NPTF 1/4 FEMALE	DF 04-14NPT F	50	2	24	0,9	21	0,8
1/4"	6,3	0/ METRIC	ISO 6149-1	M14x1,5 FEMALE ORB	DF04-0/1415 F	51,5	2	24	0,9	21	0,8
1/4"	6,3	F BSPP	ISO 1179-1	BSPP 1/4 FEMALE	DF 04-14GAS F	52,5	2,1	24	0,9	21	0,8
1/4"	6,3	0/ SAE	ISO 11926-1	7/16"-20 UNF FEMALE ORB	DF 04-14SAE F	54	2,1	23,5	0,9	21	0,8
1/4"	6,3	0/ SAE	ISO 11926-1	9/16"-18 UNF FEMALE ORB	DF 04-38SAE F	54	2,1	23,5	0,9	21	0,8
1/4"	6,3	01/ NPTF	ANSI B1.20.3	1/4" NPTF MALE	DF 04-1/14NPT F	56	2,2	24	0,9	21	0,8

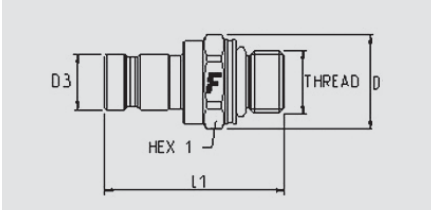

DF

Size		Thread details			MALE								
inch	mm	Thread Type	Standard	Thread	Part Number	L (L1 + Thread) mm	L (L1 + Thread) inch	D1 mm	D1 inch	D3 mm	D3 inch	HEX1 mm	HEX1 inch
1/4"	6,3	35/ SAE	ISO 8434-3	11/16"-16 UN FEMALE ORFS	DF04-35/38SAEM	35,4	1,4	24	0,9	12,6	0,5	22	0,9
1/4"	6,3	F NPTF	ANSI B1.20.3	NPTF 1/8 FEMALE	DF 04-18NPT M	36,1	1,4	19	0,8	12,6	0,5	19	0,8
1/4"	6,3	01/ SAE	ISO 11926-3	1/2"-20 UNF MALE	DF04-1/516SAEM	36,1	1,4	21	0,8	12,6	0,5	19	0,8
1/4"	6,3	0/ SAE	ISO 11926-1	9/16"-18 UNF FEMALE ORB	DF 04-38SAE M	37	1,5	19	0,8	12,6	0,5	17	0,7
1/4"	6,3	01/ SAE	ISO 11926-3	9/16"-18 UNF MALE	DF04-1/38SAE M	37,1	1,5	19	0,8	12,6	0,5	17	0,7
1/4"	6,3	28/ SAE	ISO 8434-2	9/16" -18 UNF FEMALE JIC	DF04-28/38SAEM	38,1	1,5	21	0,8	12,6	0,5	19	0,8
1/4"	6,3	01/ SAE	ISO 11926-3	3/8"-24 UNF MALE	DF04-1/316SAEMT	38,9	1,5	19	0,8	12,6	0,5	17	0,7
1/4"	6,3	01/ BSPP	ISO 1179-3	1/4" BSPP MALE	DF 04-1/14GASM	39,1	1,5	21	0,8	12,6	0,5	19	0,8
1/4"	6,3	35/ SAE	ISO 8434-3	13/16"-16 UN FEMALE ORFS	DF04-35/12SAEM	39,1	1,5	26	1	12,6	0,5	24	0,9
1/4"	6,3	F NPTF	ANSI B1.20.3	NPTF 1/4 FEMALE	DF 04-14NPT M	40	1,6	21	0,8	12,6	0,5	19	0,8
1/4"	6,3	01/ SAE	ISO 11926-3	7/16"-20 UNF MALE	DF04-1/14SAE M	40,5	1,6	19	0,8	12,6	0,5	17	0,7
1/4"	6,3	27/ SAE	ISO 8434-3	9/16"-18 UNF FEMALE ORFS	DF04-27/14SAEM	40,6	1,6	19	0,8	12,6	0,5	17	0,7
1/4"	6,3	21/ BSPP	ISO 1179-2	1/8" BSPP MALE	DF04-21/18G MT	40,8	1,6	21	0,8	12,6	0,5	17	0,7
1/4"	6,3	01/ NPTF	ANSI B1.20.3	1/8" NPTF MALE	DF04-1/18NPT M	40,9	1,6	19	0,8	12,6	0,5	17	0,7
1/4"	6,3	01/ NPTF	ANSI B1.20.3	1/4" NPTF MALE	DF 04-1/14NPTM	41,1	1,6	21	0,8	12,6	0,5	19	0,8
1/4"	6,3	13/ SAE	ISO 8434-2	9/16"-18 UNF MALE JIC	DF04-13/38SAEM	41,1	1,6	21	0,8	12,6	0,5	19	0,8
1/4"	6,3	0/ SAE	ISO 11926-1	7/16"-20 UNF FEMALE ORB	DF 04-14SAE M	42	1,7	21	0,8	12,6	0,5	19	0,8
1/4"	6,3	01/ METRIC	ISO 6149-2	M14x1,5 MALE	DF04-21/1415M	42,1	1,7	21	0,8	12,6	0,5	19	0,8
1/4"	6,3	01/ SAE	ISO 11926-3	3/4"-16 UNF MALE	DF04-1/12SAEM T	42,5	1,7	27	1,1	12,6	0,5	24	0,9
1/4"	6,3	29/ SAE	ISO 8434-2	3/4"-16 UNF FEMALE JIC	DF04-29/12SAEM	42,6	1,7	24,5	1	12,6	0,5	22	0,9
1/4"	6,3	01/ METRIC	ISO 6149-2	M18x1,5 MALE	DF04-1/1815 M	44,1	1,7	27	1,1	12,6	0,5	24	0,9
1/4"	6,3	01/ METRIC	ISO 6149-2	M12x1,5 MALE	DF04-21/1215M T	44,9	1,8	21	0,8	12,6	0,5	19	0,8
1/4"	6,3	01/ BSPP	ISO 1179-3	1/4" BSPP MALE	DF04-21/14G M	44,9	1,8	21	0,8	12,6	0,5	19	0,8
1/4"	6,3	12/ SAE	ISO 8434-3	9/16"-18 UNF MALE BULKHEAD ORFS	DF04-12/14SAEM	62,2	2,5	21	0,8	12,6	0,5	19	0,8

Part numbers ending with “T” are provided with caps

DF accessories

PVC dust caps

Caps suitable for MALE

Size			Cap Details	
inch	mm	dash	Part number	Colour
1/4"	6,3	04	TFDF 04	black

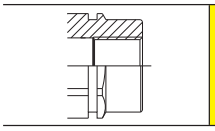
F

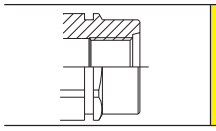
0/

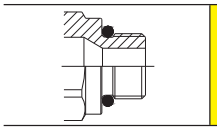
1/

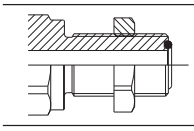
12/

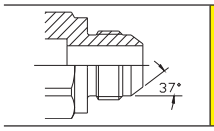

13/

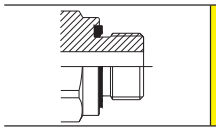
21/

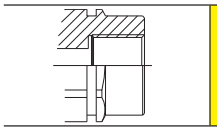
27/

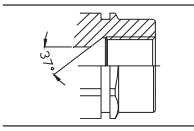

28/

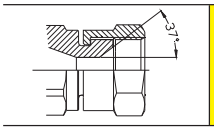

29/

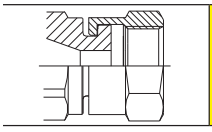
35/

High Pressure

PVVM	pag 201
PVSM	pag 203
FFHP	pag 205
UHP 100	pag 207
UHP 150	pag 209

PVVM

Screw to connect couplings for high pressure, ISO 14540 interchange, poppet valve.

Screw-on couplings purposely designed for the heaviest applications (e.g.: hydraulic jacks for bridge maintenance). Equipped with a robust metal-to-metal sealing poppet valve, this series guarantees the best performance on the market in terms of maximum working pressure. ISO 14540 interchange.

Applications

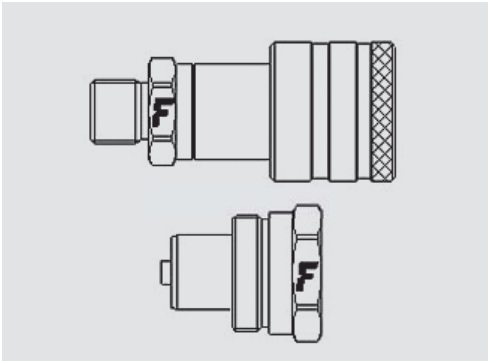

Technical Specifications

Size dash	Size mm	Size inch	Working Pressure (MPa)	Flow Rate (l/min)	Spillage (ml)	Force to Connect (N)	Burst pressure (MPa) Male	Burst pressure (MPa) Female	Burst pressure (MPa) Male + Female
04	6,3	1/4”	103	15	0,5	0	310	330	350
06	10	3/8”	100	20	1	0	330	300	350

Material	**Steel**
Seals	**NBR**
Working temperatures	**- 25 °C to + 125 °C**
Surface treatment	**MATE 500 (CrIII)**
Series Interchange	**ISO 14540**
Valve Type	**Poppet**
Connection	**Screw to Connect**
Disconnection	**Unscrew to Disconnect**
Connection Under Pressure	**Allowed Residual**

Pressure Drop

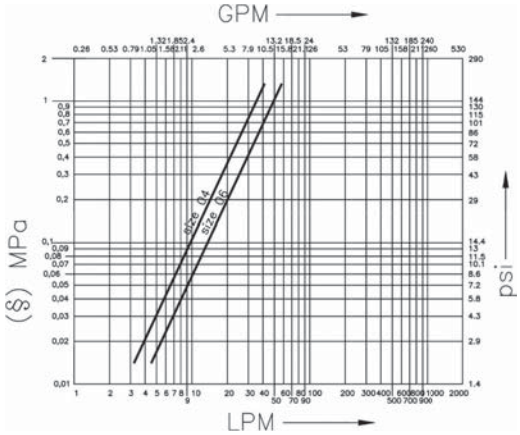

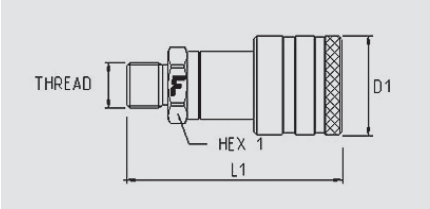

PVVM

Size		Thread details			FEMALE						
inch	mm	Thread Type	Standard	Thread	Part Number	L (L1 + Thread) mm	L (L1 + Thread) inch	D1 mm	D1 inch	HEX1 mm	HEX1 inch
1/4"	6,3	01/ NPTF	ANSI B1.20.3	NPTF 1/4 MALE	PVVM1/14NPT F	63	2,5	33	1,3	21	0,8
3/8"	10	01/ NPTF	ANSI B1.20.3	NPTF 3/8 MALE	PVVM1/38NPT F	83	3,3	36	1,4	25	1
3/8"	10	23/ BSPP	n.a.	BSPP 1/4 MALE SPECIAL	PVVM38-23/14G F	147,7	5,8	36	1,4	25	1
3/8"	10	01/ NPTF	ANSI B1.20.3	NPTF 1/4 MALE	PVVM38-1/14NPTF	148,7	5,9	36	1,4	25	1

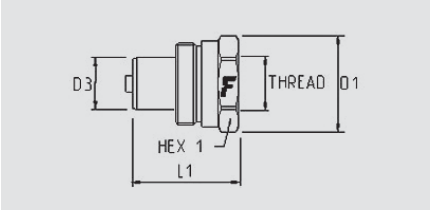

Size		Thread details			MALE								
inch	mm	Thread Type	Standard	Thread	Part Number	L (L1 + Thread) mm	L (L1 + Thread) inch	D1 mm	D1 inch	D3 mm	D3 inch	HEX1 mm	HEX1 inch
1/4"	6,3	F NPTF	ANSI B1.20.3	NPTF 1/4 FEMALE	PVVM 14 NPT M	34	1,3	30	1,2			27	1,1
3/8"	10	F NPTF	ANSI B1.20.3	NPTF 3/8 FEMALE	PVVM 38 NPT M	39	1,5	35	1,4			32	1,3
3/8"	10	23/ BSPP	n.a.	BSPP 1/4 MALE SPECIAL	PVVM38-23/14G M	63,8	2,5	35,5	1,4			25	1

Aluminium dust caps

Plugs suitable for FEMALE

Size			Plug Details	
inch	mm	dash	Part number	Colour
1/4"	6,3	04	TMP 14	
3/8"	10	06	TMP 38	

Caps suitable for MALE

Size			Cap Details	
inch	mm	dash	Part number	Colour
1/4"	6,3	04	TFP 14	
3/8"	10	06	TFP 38	

Seal Kits

For Female

Size			Seal Details	
inch	mm	dash	Material	Part Number
1/4"	6,3	04	NBR; PTFE	SK PVVM 14
3/8"	10	06	NBR; PTFE	SK PVVM 38

Every seals kit is composed of 5 or 10 pcs.

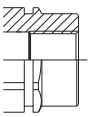

F

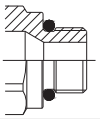

1/

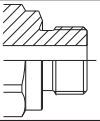

23/

PVSM

Screw to connect couplings for high pressure, ISO 14540 interchange, ball valve.

PVSM screw-to-connect couplings have been purposely designed for the heaviest applications in terms of working pressure. Equipped with a metal-to-metal sealing ball valve they are interchangeable according to ISO 14540 standards.

Applications

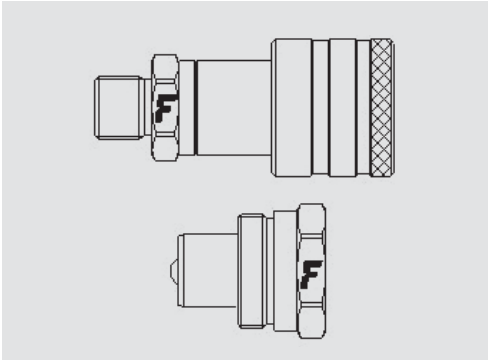

Technical Specifications

Size dash	Size mm	Size inch	Working Pressure (MPa)	Flow Rate (l/min)	Spillage (ml)	Force to Connect (N)	Burst pressure (MPa) Male	Burst pressure (MPa) Female	Burst pressure (MPa) Male + Female
06	10	3/8"	72	14	1	0	144	180	260

Material	**Steel**
Seals	**NBR**
Working temperatures	**- 25 °C to + 125 °C**
Surface treatment	**MATE 500 (CrIII)**
Series Interchange	**ISO 14540**
Valve Type	**Ball**
Connection	**Screw to Connect**
Disconnection	**Unscrew to Disconnect**
Connection Under Pressure	**Allowed Residual**

Pressure Drop

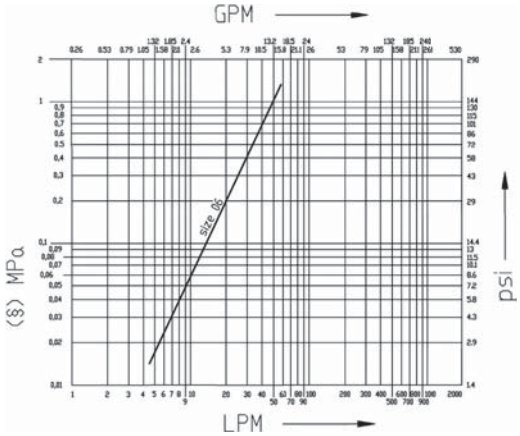

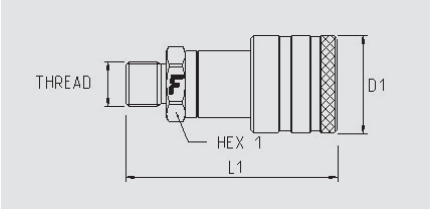

PVSM

Size		Thread details			FEMALE							
inch	mm	Thread Type	Standard	Thread	Part Number	L (L1 + Thread) mm	L (L1 + Thread) inch	D1 mm	D1 inch	HEX1 mm	HEX1 inch
3/8'	10	01/ NPTF	ANSI B1.20.3	NPTF 3/8 MALE	PVSM1/38NPT F	77,5	3,1	36,0	1,4		

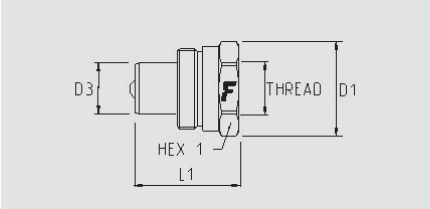

Size		Thread details			MALE								
inch	mm	Thread Type	Standard	Thread	Part Number	L (L1 + Thread) mm	L (L1 + Thread) inch	D1 mm	D1 inch	D3 mm	D3 inch	HEX1 mm	HEX1 inch
3/8'	10	F NPTF	ANSI B1.20.3	NPTF 3/8 FEMALE	PVSM 38 NPT M	39,0	1,5	35,5	1,4	19,0	0,7	32,0	1,3

Aluminium dust caps

Plugs suitable for FEMALE

Size			Plug Details	
inch	mm	dash	Part number	Colour
3/8"	10	06	TMP 38	

Caps suitable for MALE

Size			Cap Details	
inch	mm	dash	Part number	Colour
3/8"	10	06	TFP 38	

Seal Kits

For Female

Size			Seal Details	
inch	mm	dash	Material	Part Number
3/8"	10	06	NBR; PTFE	SK PVVM 38

Every seals kit is composed of 5 or 10 pcs.

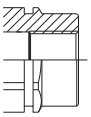

F

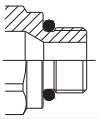

1/

FFHP

Flat face couplings, high pressure.

Flat-Face coupling with real maximum working pressure up to 72 Mpa, suitable for very high pressure application. Very good resistance to wear and corrosion. Market interchange.

Applications

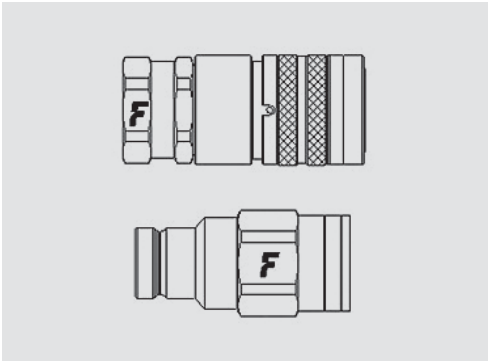

Technical Specifications

Size dash	Size mm	Size inch	Working Pressure (MPa)	Flow Rate (l/min)	Spillage (ml)	Force to Connect (N)	Burst pressure (MPa) Male	Burst pressure (MPa) Female	Burst pressure (MPa) Male + Female
04	6,3	1/4"	72	25	0,01	110	216	150	216
06	10	3/8"	72	46	0,02	200	216	125	216

Material	**Steel**
Seals	**NBR; PUR**
Working temperatures	**- 25 °C to + 100 °C**
Surface treatment	**MATE 1000 (Zn-Ni)**
Series Interchange	**MARKET**
Valve Type	**Flat**
Connection	**Push to Connect**
Disconnection	**Sleeve Retraction**
Connection Under Pressure	**Not Allowed**

Pressure Drop

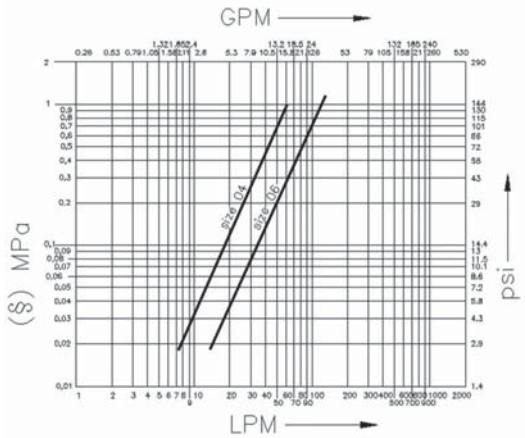

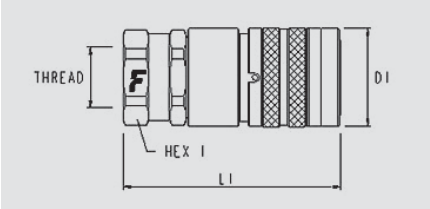

FFHP

Size		Thread details			FEMALE						
inch	mm	Thread Type	Standard	Thread	Part Number	L (L1 + Thread) mm	L (L1 + Thread) inch	D1 mm	D1 inch	HEX1 mm	HEX1 inch
1/4"	6,3	F NPTF	ANSI B1.20.3	NPTF 1/4 FEMALE	FFHP04 14NPT F	58,9	2,3	29,2	1,2	24	0,9
3/8"	10	F NPTF	ANSI B1.20.3	NPTF 3/8 FEMALE	FFHP06 38NPT F	75,1	3	32,2	1,3	27	1,1

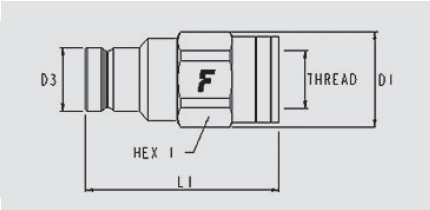

Size		Thread details			MALE								
inch	mm	Thread Type	Standard	Thread	Part Number	L (L1 + Thread) mm	L (L1 + Thread) inch	D1 mm	D1 inch	D3 mm	D3 inch	HEX1 mm	HEX1 inch
1/4"	6,3	F NPTF	ANSI B1.20.3	NPTF 1/4 FEMALE	FFHP04 14NPT M	49	1,9	26	1	16,5	0,6	24	0,9
3/8"	10	F NPTF	ANSI B1.20.3	NPTF 3/8 FEMALE	FFHP06 38NPT M	68,3	2,7	33	1,3	19,5	0,8	30	1,2

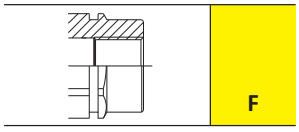

UHP 100

Couplings for Ultra High Pressure applications (100 MPa series).

UHP couplings are the most advanced Faster solution for hydraulic applications with ultra high working pressures of 100 MPa and more. Very robust and reliable, they are characterized by redundant visual and mechanical safety systems, and sector latching technology Faster patent that makes the couplings long-lasting and safe.

Applications

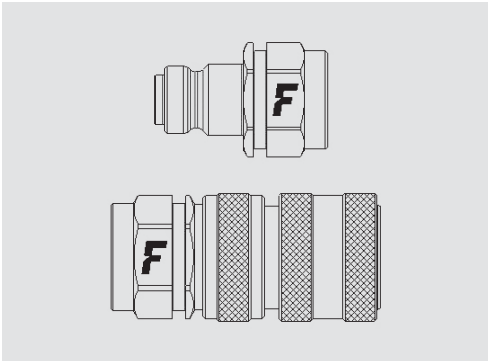

Technical Specifications

Size dash	Size mm	Size inch	Working Pressure (MPa)	Flow Rate (l/min)	Spillage (ml)	Force to Connect (N)	Burst pressure (MPa) Male	Burst pressure (MPa) Female	Burst pressure (MPa) Male + Female
04	63	1/4”	100	4	0,008	50	300	300	300

Materiale	**Steel**
Guarnizioni	**NBR**
Temperature di lavoro	**- 25 °C to + 100 °C**
Trattamento superficiale	**MATE 1000 (Zn-Ni)**
Intercambiabilità	**MARKET**
Tipo di valvola	**Poppet**
Connessione	**Sleeve Retraction**
Disconnessione	**Sleeve Retraction**
Connessione sotto pressione	**Not Allowed**

Pressure Drop



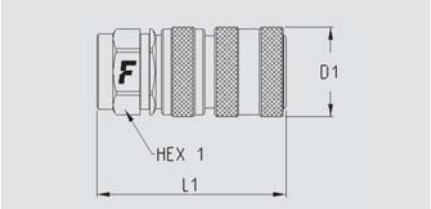

UHP 100

Size		Thread details			FEMALE						
inch	mm	Thread Type	Standard	Thread	Part Number	L (L1 + Thread) mm	L (L1 + Thread) inch	D1 mm	D1 inch	HEX1 mm	HEX1 inch
1/4"	6,3	F NPTF	ANSI B1.20.3	NPTF 1/4 FEMALE	UHP100 14NPT F	59,3	2,3	28	1,1	24	0,9
1/4"	6,3	F BSP (Metal Sealing)	ISO 1179-1	BSP 1/4 FEMALE (Metal Sealing)	UHP100 14GMS F	62,3	2,4	28	1,1	24	0,9

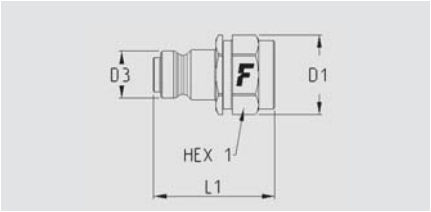

Size		Thread details			MALE								
inch	mm	Thread Type	Standard	Thread	Part Number	L (L1 + Thread) mm	L (L1 + Thread) inch	D1 mm	D1 inch	D3 mm	D3 inch	HEX1 mm	HEX1 inch
1/4"	6,3	F NPTF	ANSI B1.20.3	NPTF 1/4 FEMALE	UHP100 14NPT M	38,3	1,5	25	1	14,8	5,8	22	0,9
1/4"	6,3	F BSP (Metal Sealing)	ISO 1179-1	BSP 1/4 FEMALE (Metal Sealing)	UHP100 14GMS M	39	1,5	25	1	14,8	5,8	22	0,9

PVC dust protection caps supplied together with the products

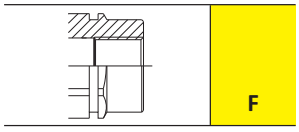

UHP 150

Couplings for Ultra High Pressure applications (150 MPa series).

UHP couplings are the most advanced Faster solution for hydraulic applications with ultra high working pressures of 150 MPa and more. Very robust and reliable, they are characterized by redundant visual and mechanical safety systems, and sector latching technology Faster patent that makes the couplings long-lasting and safe.

Applications

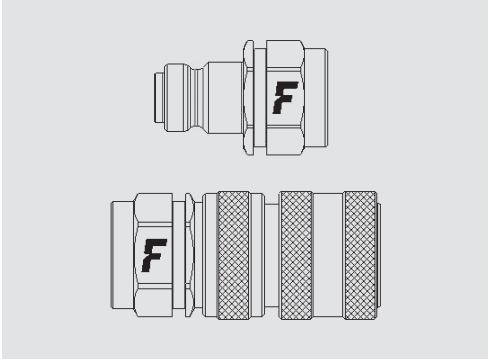

Technical Specifications

Size dash	Size mm	Size inch	Working Pressure (MPa)	Flow Rate (l/min)	Spillage (ml)	Force to Connect (N)	Burst pressure (MPa) Male	Burst pressure (MPa) Female	Burst pressure (MPa) Male + Female
04	63	1/4"	150	4	0,008	50	350	350	350

Materiale	**Steel**
Guarnizioni	**NBR**
Temperature di lavoro	**- 25 °C to + 100 °C**
Trattamento superficiale	**MATE 1000 (Zn-Ni)**
Intercambiabilità	**MARKET**
Tipo di valvola	**Poppet**
Connessione	**Sleeve Retraction**
Disconnessione	**Sleeve Retraction**
Connessione sotto pressione	**Not Allowed**

Pressure Drop

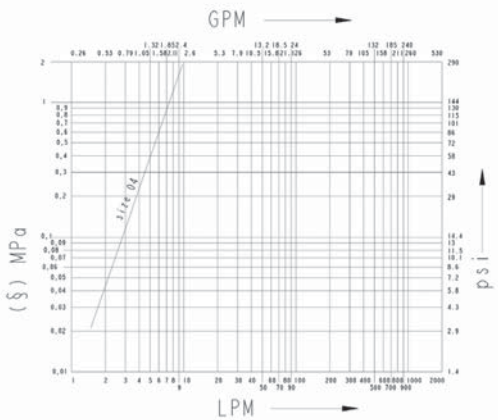

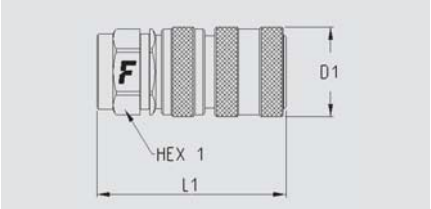

UHP 150

Size		Thread details			FEMALE						
inch	mm	Thread Type	Standard	Thread	Part Number	L (L1 + Thread) mm	L (L1 + Thread) inch	D1 mm	D1 inch	HEX1 mm	HEX1 inch
1/4"	6,3	F NPTF	ANSI B1.20.3	NPTF 1/4 FEMALE	UHP150 14NPT F	59,3	2,3	28	1,1	24	0,9
1/4"	6,3	F BSP (Metal Sealing)	ISO 1179-1	BSP 1/4 FEMALE (Metal Sealing)	UHP150 14GMS F	62,3	2,4	28	1,1	24	0,9

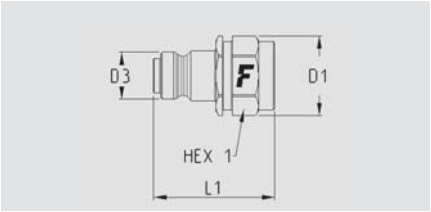

Size		Thread details			MALE								
inch	mm	Thread Type	Standard	Thread	Part Number	L (L1 + Thread) mm	L (L1 + Thread) inch	D1 mm	D1 inch	D3 mm	D3 inch	HEX1 mm	HEX1 inch
1/4"	6,3	F NPTF	ANSI B1.20.3	NPTF 1/4 FEMALE	UHP150 14NPT M	38,3	1,5	25	1	14,8	5,8	22	0,9
1/4"	6,3	F BSP (Metal Sealing)	ISO 1179-1	BSP 1/4 FEMALE (Metal Sealing)	UHP150 14NPT M	39	1,5	25	1	14,8	5,8	22	0,9

PVC dust protection caps supplied together with the products

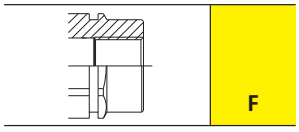

Multifaster High-Pressure

PH406 (pag 299)

PH408 (pag 301)

PH510 (pag 303)

BOP

HNVFR	pag 213
FHVFR	pag 215
OGVFR	pag 219

HNVFR

Standard couplings for Oil & Gas applications, ISO 7241-B interchange, API 16D certified.

Special version derived from HNV couplings purposely designed for BOP applications and API 16 D certified. Interchangeable according to ISO 7241-B standards.

Applications

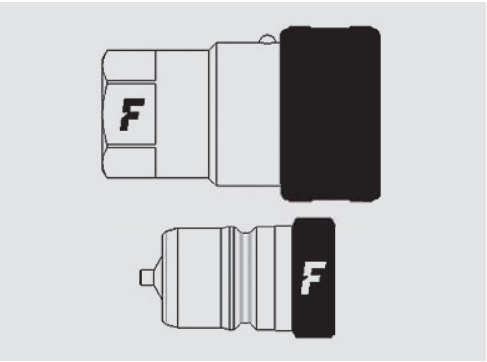

Technical Specifications

Size dash	Size mm	Size inch	Working Pressure (MPa)	Flow Rate (l/min)	Spillage (ml)	Force to Connect (N)	Burst pressure (MPa) Male	Burst pressure (MPa) Female	Burst pressure (MPa) Male + Female
08	12,5	1/2”	21	75	2,8	97	140	140	150
12	20	3/4”	21	190	10	120	110	100	100
16	25	1”	23	270	13	180	120	120	120

Material	**Steel**
Seals	**SPECIAL**
Working temperatures	**BOP**
Surface treatment	**MATE 500 (CrIII); Paint**
Series Interchange	**ISO 7241-B**
Valve Type	**Poppet**
Connection	**Sleeve Retraction**
Disconnection	**Sleeve Retraction**
Connection Under Pressure	**Not Allowed**

Pressure Drop

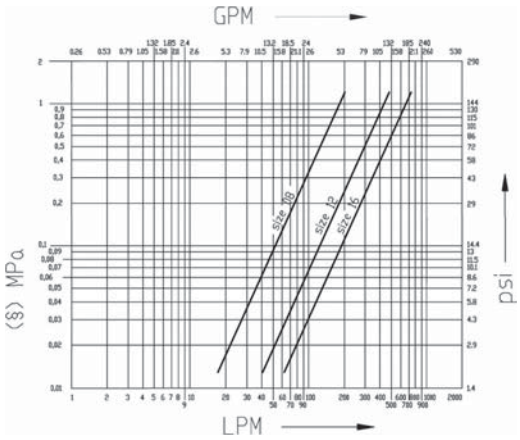

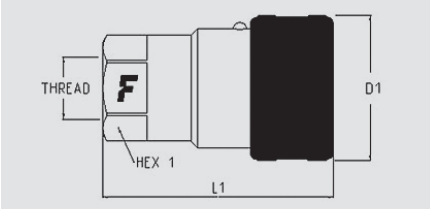

HNVFR

Size		Thread details			FEMALE						
inch	mm	Thread Type	Standard	Thread	Part Number	L (L1 + Thread) mm	L (L1 + Thread) inch	D1 mm	D1 inch	HEX1 mm	HEX1 inch
1/2"	12,5	F NPTF	ANSI B1.20.3	NPTF 1/2 FEMALE	HNVFR 12 NPT F	72	2,8	47,2	1,9	30	1,2
3/4"	20	F NPTF	ANSI B1.20.3	NPTF 3/4 FEMALE	HNVFR 34 NPT F	89	3,5	56,2	2,2	36	1,4
1"	25	F NPTF	ANSI B1.20.3	NPTF 1 FEMALE	HNVFR 1 NPT F	106,4	4,2	62,2	2,5	41	1,6

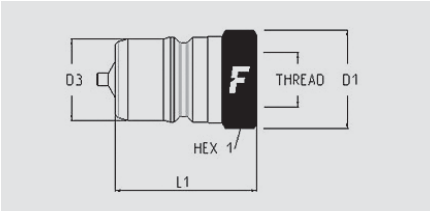

Size		Thread details			MALE								
inch	mm	Thread Type	Standard	Thread	Part Number	L (L1 + Thread) mm	L (L1 + Thread) inch	D1 mm	D1 inch	D3 mm	D3 inch	HEX1 mm	HEX1 inch
1/2"	12,5	F NPTF	ANSI B1.20.3	NPTF 1/2 FEMALE	HNVFR 12 NPT M	44	1,7	30	1,2	23,5	0,9	27	1,1
3/4"	20	F NPTF	ANSI B1.20.3	NPTF 3/4 FEMALE	HNVFR 34 NPT M	55	2,2	38	1,5	31,5	1,2	36	1,4
1"	25	F NPTF	ANSI B1.20.3	NPTF 1 FEMALE	HNVFR 1 NPT M	66	2,6	45	1,8	37,8	1,5	41	1,6

Accessories

PVC dust caps

Plugs suitable for FEMALE

Caps suitable for MALE

Size			Plug Details		Size			Cap Details	
inch	mm	dash	Part number	Colour	inch	mm	dash	Part number	Colour
1/2"	12,5	08	TMH 12	red	1/2"	12,5	08	TFH 12	red
3/4"	20	12	TMH 34	red	3/4"	20	12	TFH 34	red
3/4"	20	12	TMH 34 N	black	3/4"	20	12	TFH 34 N	black
1"	25	16	TMH 1	red	1"	25	16	TFH 1	red

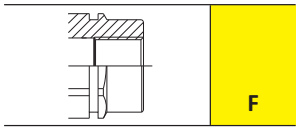

FHVFR

Screw to connect flat face coupling, BOP for Oil & Gas application API 16D certified.

Screw-on flat-face couplings designed for BOP application.
Zinc-Nickel plating and automatic safety sleeve. API 16D certified.
Faster proprietary profile.

Applications

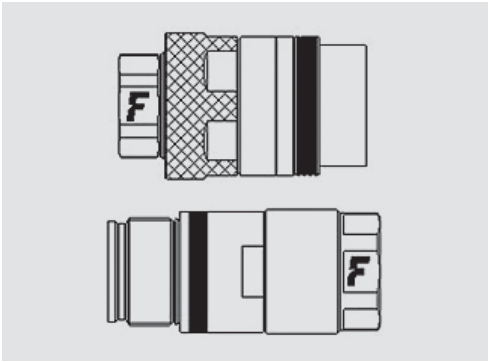

Technical Specifications

Size dash	Size mm	Size inch	Working Pressure (MPa)	Flow Rate (l/min)	Spillage (ml)	Force to Connect (N)	Burst pressure (MPa) Male	Burst pressure (MPa) Female	Burst pressure (MPa) Male + Female
12	20	3/4”	46	120	0,02	0	140	140	160
16	25	1”	53	200	0,03	0	140	140	160

Material	**Steel**
Seals	**SPECIAL**
Working temperatures	**BOP**
Surface treatment	**MATE 1000 (ZnNi), Paint**
Series Interchange	**FASTER**
Valve Type	**Flat**
Connection	**Screw to Connect**
Disconnection	**Unscrew to Disconnect**
Connection Under Pressure	**Allowed Male Half up to 35 Mpa**

Pressure Drop

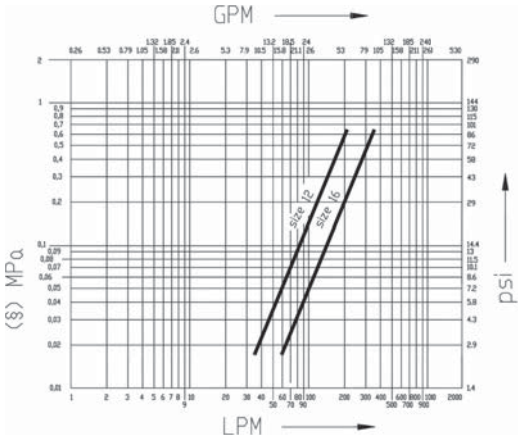

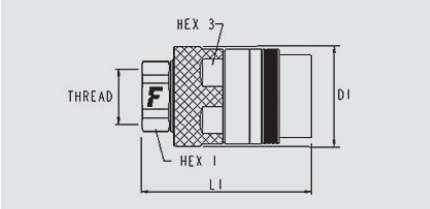

FHVFR

Size		Thread details			FEMALE						
inch	mm	Thread Type	Standard	Thread	Part Number	L (L1 + Thread) mm	L (L1 + Thread) inch	D1 mm	D1 inch	HEX1 mm	HEX1 inch
3/4"	20	F NPTF	ANSI B1.20.3	NPTF 3/4 FEMALE	FHVFR12 34NPT F	129,5	5,1	64	2,5	46	1,8
1"	25	F NPTF	ANSI B1.20.3	NPTF 1 FEMALE	FHVFR16 1NPT F	138	5,4	74	2,9	55	2,2

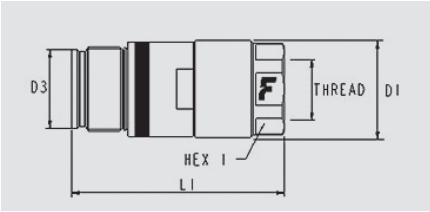

Size		Thread details			MALE								
inch	mm	Thread Type	Standard	Thread	Part Number	L (L1 + Thread) mm	L (L1 + Thread) inch	D1 mm	D1 inch	D3 mm	D3 inch	HEX1 mm	HEX1 inch
3/4"	20	F NPTF	ANSI B1.20.3	NPTF 3/4 FEMALE	FHVFR12 34NPT M	122,5	4,8	54,5	2,2	35	1,4	46	1,8
1"	25	F NPTF	ANSI B1.20.3	NPTF 1 FEMALE	FHVFR16 1NPT M	143,8	5,6	64	2,5	43,8	1,7	55	2,2

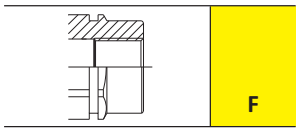

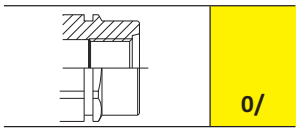

FHVFR accessories

PVC dust caps

Caps suitable for FEMALE and MALE

Size			Cap Details	
inch	mm	dash	Part number	Colour
3/4"	20	12	TM-TF FHV12	green
1"	25	16	TM-TF FHV16	green

Aluminium dust caps

Caps suitable for FEMALE

Size			Cap Details	
inch	mm	dash	Part number	Colour
3/4"	20	12	TM FHV12 S	
1"	25	16	TM FHV16 S	

Caps suitable for MALE

Size			Cap Details	
inch	mm	dash	Part number	Colour
3/4"	20	12	TF FHV12 S	
1"	25	16	TF FHV16 S	

OGVFR

Screw to connect couplings for oil & gas application, market interchange, API 16D certified.

Screw-to-connect couplings suitable for Oil & Gas applications. Derived from standard OGV series, thanks to specific components and seals these couplings are API 16D certified and suitable for BOP application.

Applications

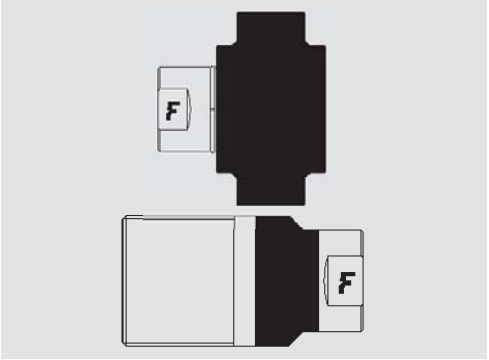

Technical Specifications

Size dash	Size mm	Size inch	Working Pressure (MPa)	Flow Rate (l/min)	Spillage (ml)	Force to Connect (N)	Burst pressure (MPa) Male	Burst pressure (MPa) Female	Burst pressure (MPa) Male + Female
12	20	3/4”	34,5	120	8	0	168	160	165
16	25	1”	34,5	230	18	0	165	165	172
20	31,5	1-1/4”	34,5	320	21	0	180	200	178

Material	**Steel**
Seals	**SPECIAL**
Working temperatures	**BOP**
Surface treatment	**MATE 500 (CrIII); Paint**
Series Interchange	**MARKET**
Valve Type	**Poppet**
Connection	**Screw to Connect**
Disconnection	**Unscrew to Disconnect**
Connection Under Pressure	**Allowed Residual**

Pressure Drop

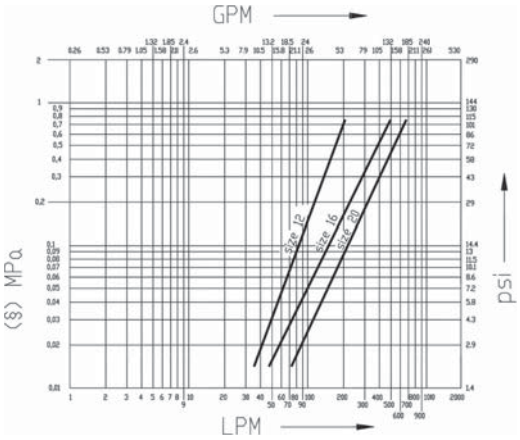

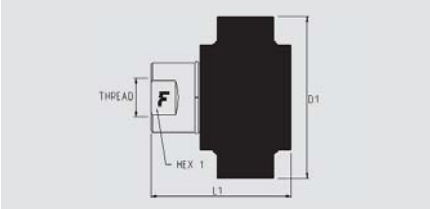

OGVFR

Size		Thread details			FEMALE						
inch	mm	Thread Type	Standard	Thread	Part Number	L (L1 + Thread) mm	L (L1 + Thread) inch	D1 mm	D1 inch	HEX1 mm	HEX1 inch
3/4"	20	F NPSF	ANSI B1.20.3	NPSF 3/4 FEMALE	OGVFR12 34NPS F	72,2	2,8	65	2,6	32	1,3
1"	25	F NPSF	ANSI B1.20.3	NPSF 1 FEMALE	OGVFR16 1NPS F	87,6	3,5	105,5	4,2	41	1,6
1-1/4"	31,5	F NPTF	ANSI B1.20.3	NPTF 1-1/4 FEMALE	OGVFR20 114NPTF	111,9	4,4	118,2	4,7	50	2

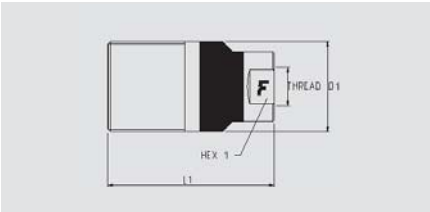

Size		Thread details			MALE								
inch	mm	Thread Type	Standard	Thread	Part Number	L (L1 + Thread) mm	L (L1 + Thread) inch	D1 mm	D1 inch	D3 mm	D3 inch	HEX1 mm	HEX1 inch
3/4"	20	F NPSF	ANSI B1.20.3	NPSF 3/4 FEMALE	OGVFR12 34NPS M	83,1	3,3	44,3	1,7			32	1,3
1"	25	F NPSF	ANSI B1.20.3	NPSF 1 FEMALE	OGVFR16 1NPS M	106	4,2	57,1	2,3			41	1,6
1-1/4"	31,5	F NPTF	ANSI B1.20.3	NPTF 1-1/4 FEMALE	OGVFR20 114NPTM	136,5	5,4	66,7	2,6			50	2

Accessories

Aluminium dust caps

Plugs suitable for FEMALE

Size			Plug Details	
inch	mm	dash	Part number	Colour
3/4"	20	12	TM OGV12 S	
1"	25	16	TM OGV16 S	
1-1/4"	31,5	20	TM OGV20 S	

Caps suitable for MALE

Size			Cap Details	
inch	mm	dash	Part number	Colour
3/4"	20	12	TF OGV12 S	
1"	25	16	TF OGV16 S	
1-1/4"	31,5	20	TF OGV20 S	

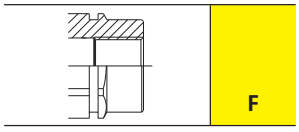

Refrigeration

RF	pag 223
RFL	pag 227
RFLS-RFS	pag 229

RF

Screw to connect couplings for air conditioning & refrigeration application.

This range of couplings has been specifically designed for air conditioning and refrigeration systems. Interchangeability according to market driven standards. Available in several versions in steel, brass and with copper sweat braze adaptor.

Applications

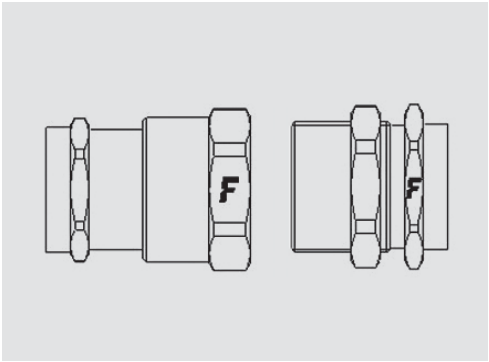

Technical Specifications

Size dash	Size mm	Size inch	Working Pressure (MPa)	Flow Rate (l/min)	Spillage (ml)	Force to Connect (N)	Burst pressure (MPa) Male	Burst pressure (MPa) Female	Burst pressure (MPa) Male + Female
04	6,3	1/4”	3,5				53	10,5	100
06	10	3/8”	6				21	19	26
08	12,5	1/2”	5				26	15	25
12	20	3/4”	5				21	15	19
16	25	1”	5				13	15	15

Material	**Brass; Steel**
Seals	**CR**
Working temperatures	**- 40 °C to + 120 °C**
Surface treatment	**MATE 500 (CrIII)**
Series Interchange	**MARKET**
Valve Type	**Flat**
Connection	**Screw to Connect**
Disconnection	**Unscrew to Disconnect**
Connection Under Pressure	**Allowed Residual**

Pressure Drop

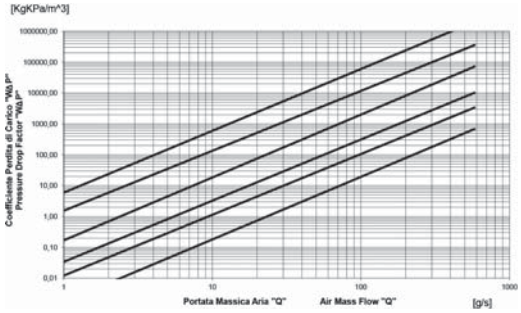

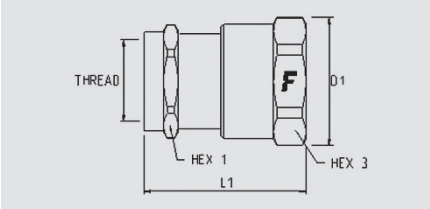

RF

Size		Thread details			FEMALE						
inch	mm	Thread Type	Standard	Thread	Part Number	L (L1 + Thread) mm	L (L1 + Thread) inch	D1 mm	D1 inch	HEX1 mm	HEX1 inch
1/4"	6,3	0/ SAE	ASME B1.1	1/2" -20 UNF FEMALE ORB	RF 04 F N	28	1,1	21	0,8	16	0,6
3/8"	10	0/ METRIC	ISO 6149-1	M18x1,5 FEMALE ORB	RF 06 F 5 N	34,9	1,4	27	1,1	22	0,9
3/8"	10	0/ METRIC	ISO 6149-1	M18x1,5 FEMALE ORB	RF 06 F N	34,9	1,4	27	1,1	22	0,9
3/8"	10	COPPER SWEAT	n.a.	3/8"	RF 06 CS095 F5N	76	3	27	1,1	22	0,9
1/2"	12,5	0/ SAE	ASME B1.1	7/8" -20 UNEF FEMALE ORB	RF 08 F N	46,5	1,8	34	1,3	27	1,1
1/2"	12,5	COPPER SWEAT		1/2"	RF 08 CS125 F5N	107	4,2	34	1,3	27	1,1
1/2"	12,5	COPPER SWEAT		5/8"	RF 08 CS160 F5N	107	4,2	34	1,3	27	1,1
1/2"	12,5	COPPER SWEAT		3/8"	RF 08 CS095 F5N	111	4,4	34	1,3	27	1,1
3/4"	20	0/ SAE	ASME B1.1	1-1/4" -18 UNEF FEMALE ORB	RF 12 F N	55,5	2,2	45	1,8	36	1,4
3/4"	20	COPPER SWEAT		5/8"	RF 12 CS160 F5N	131	5,2	45	1,8	36	1,4
3/4"	20	COPPER SWEAT		3/4"	RF 12 CS190 F5N	131	5,2	45	1,8	36	1,4
3/4"	20	COPPER SWEAT		7/8"	RF 12 CS220 F5N	131	5,2	45	1,8	36	1,4
1"	25	-		-	RF 16 F N	61,5	2,4	55	2,2	46	1,8
1"	25	COPPER SWEAT		7/8"	RF 16 CS220 F5N	146,5	5,8	55	2,2	46	1,8
1"	25	COPPER SWEAT		1"	RF 16 CS255 F5N	146,5	5,8	55	2,2	46	1,8

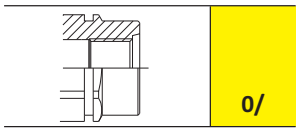

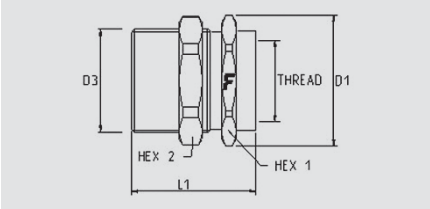

RF

Size		Thread details			MALE								
inch	mm	Thread Type	Standard	Thread	Part Number	L (L1 + Thread) mm	L (L1 + Thread) inch	D1 mm	D1 inch	D3 mm	D3 inch	HEX1 mm	HEX1 inch
3/8"	10	0/ METRIC	ISO 6149-1	M18x1,5 FEMALE ORB	RF 06 M 5 N	26,5	1	24	0,9	20	0,8	22	0,9
3/8"	10	0/ METRIC	ISO 6149-1	M18x1,5 FEMALE ORB	RF 06 M N	27,5	1,1	27	1,1	20	0,8	22	0,9
3/8"	10	0/ METRIC	ISO 6149-1	M20x1,5	RF 06 M N	27,5	1,1	27	1,1	20	0,8	22	0,9
3/8"	10	COPPER SWEAT		1/4"	RF 06 CS065 M5N	67,5	2,7	25	1	20	0,8	22	0,9
3/8"	10	COPPER SWEAT		3/8"	RF 06 CS095 M5N	67,5	2,7	25	1	20	0,8	22	0,9
1/2"	12,5	0/ SAE	ASME B1.1	1"-20 UNEF	RF 08 M N	38,5	1,5	32	1,3	25,4	1	28	1,1
1/2"	12,5	COPPER SWEAT		1/2"	RF 08 CS125 M5N	96	3,8	32	1,3	25,4	1	28	1,1
1/2"	12,5	COPPER SWEAT		3/8"	RF 08 CS095 M5N	100	3,9	32	1,3	25,4	1	28	1,1
1/2"	12,5	COPPER SWEAT		1/2"	RFR08 TS125LM5N	159,5	6,3	32	1,3	25,4	1	28	1,1
3/4"	20	0/ SAE	ASME B1.1	1"-7/16"-16 UN	RF 12 M N	73,5	2,9	46	1,8	36,5	1,4	41	1,6
3/4"	20	COPPER SWEAT		5/8"	RF 12 CS160 M5N	118,5	4,7	46	1,8	36,5	1,4	41	1,6
3/4"	20	COPPER SWEAT		3/4"	RF 12 CS190 M5N	118,5	4,7	46	1,8	36,5	1,4	41	1,6
3/4"	20	COPPER SWEAT		7/8"	RF 12 CS220 M5N	118,5	4,7	46	1,8	36,5	1,4	41	1,6
1"	25				RF 16 M N	81,5	3,2	53	2,1	44,5	1,8	48	1,9
1"	25	COPPER SWEAT		7/8"	RF 16 CS220 M5N	130,8	5,2	53	2,1	44,5	1,8	48	1,9
1"	25	COPPER SWEAT		1"	RF 16 CS255 M5N	130,8	5,2	53	2,1	44,5	1,8	48	1,9

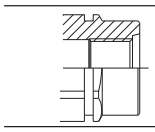

0/

RF accessories

Aluminium dust caps

Plugs suitable for FEMALE

Size			Plug Details	
inch	mm	dash	Part number	Colour
1/4"	6,3	04	TMRF 04 S N	
3/8"	10	06	TMRF 06 S N	
1/2"	12,5	08	TMRF 08 S N	
3/4"	20	12	TMRF 12 S N	
1"	25	16	TMRF 16 S N	

Caps suitable for MALE

Size			Cap Details	
inch	mm	dash	Part number	Colour
1/4"	6,3	04	TFRF 04 S	
3/8"	10	06	TFRF 06 S N	
1/2"	12,5	08	TFRF 08 S N	
3/4"	20	12	TFRF 12 S N	
1"	25	16	TFRF 16 S N	

RFL

Screw to connect female couplings for air conditioning & refrigeration application, low friction sleeve.

RFL screw-to-connect female couplings are equipped with a low friction sleeve in order to reduce connection effort and friction. Fully interchangeable with RF series same size.

Applications

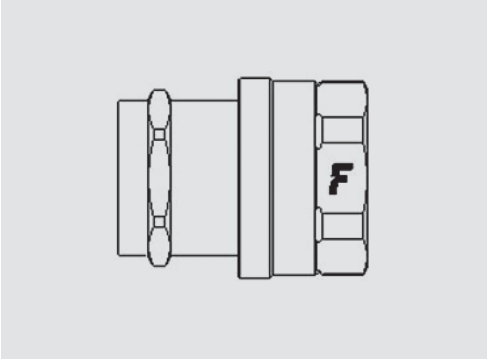

Technical Specifications

dash	Size mm	inch	Working Pressure (MPa)	Flow Rate (l/min)	Spillage (ml)	Force to Connect (N)	Burst pressure (MPa) Male	Female	Male + Female
04	6,3	1/4"	3,5					10,5	100
06	10	3/8"	6					19	70
08	12,5	1/2"	5					15	55
12	20	3/4"	5					15	43
16	25	1"	5					15	37

Material	**Steel**
Seals	**CR**
Working temperatures	**- 40 °C to + 120 °C**
Surface treatment	**MATE 500 (CrIII)**
Series Interchange	**MARKET**
Valve Type	**Flat**
Connection	**Screw to Connect**
Disconnection	**Unscrew to Disconnect**
Connection Under Pressure	**Allowed Residual**

Pressure Drop

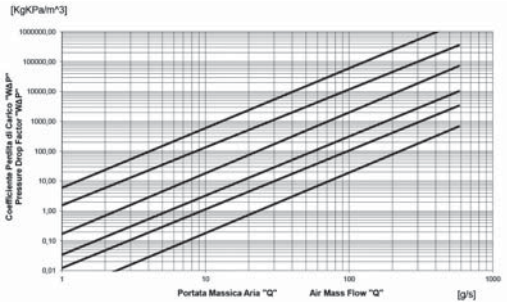

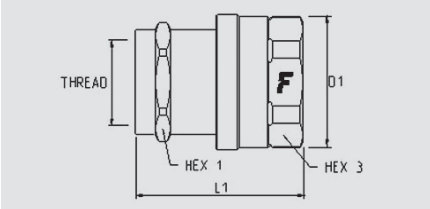

RFL

Size		Thread details			FEMALE						
inch	mm	Thread Type	Standard	Thread	Part Number	L (L1 + Thread) mm	L (L1 + Thread) inch	D1 mm	D1 inch	HEX1 mm	HEX1 inch
1/4"	6,3	0/ SAE	ASME B1.1	1/2" -20 UNF FEMALE ORB	RFL04 F N	29,4	1,2	25	1	16	0,6
3/8"	10	0/ METRIC	ISO 6149-1	M18x1,5 FEMALE ORB	RFL06 F N	34,5	1,4	28	1,1	22	0,9
1/2"	12,5	0/ SAE	ASME B1.1	7/8" -20 UNEF ORB FEMALE	RFL08 F N	49,3	1,9	34	1,3	27	1,1
3/4"	20	0/ SAE	ASME B1.1	1-1/4" -18 UNEF ORB FEMALE	RFL12 F N	56,8	2,2	45	1,8	36	1,4
1"	25	0/ SAE	ASME B1.1	1-19/32" -20 UN ORB FEMALE	RFL16 F N	64	2,5	55	2,2	46	1,8

Accessories

Aluminium dust caps

Plugs suitable for FEMALE

Size			Plug Details	
inch	mm	dash	Part number	Colour
1/4"	6,3	04	TMRF 04 S N	
3/8"	10	06	TMRF 06 S N	
1/2"	12,5	08	TMRF 08 S N	
3/4"	20	12	TMRF 12 S N	
1"	25	16	TMRF 16 S N	

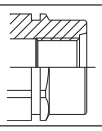

0/

RFLS-RFS

Couplings for air conditioning & refrigeration applications, integrated safety sleeve.

RFLS screw-to-connect female couplings are equipped with a low friction sleeve to reduce connection effort together with an integrated safety sleeve to prevent accidental disconnections. Corresponding male couplings RFS series are characterized by MARKET profile interchangeability.

Applications

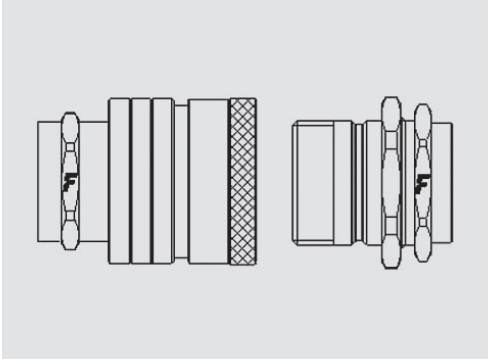

Technical Specifications

Size dash	Size mm	Size inch	Working Pressure (MPa)	Flow Rate (l/min)	Spillage (ml)	Force to Connect (N)	Burst pressure (MPa) Male	Burst pressure (MPa) Female	Burst pressure (MPa) Male + Female
04	6,3	1/4”	3,5				53	10,5	100
06	10	3/8”	6				24	19	70
08	12,5	1/2”	5				55	15	55
12	20	3/4”	7				55	21	19

Material	**Steel**
Seals	**CR**
Working temperatures	**- 40 °C to + 120 °C**
Surface treatment	**MATE 500 (CrIII)**
Series Interchange	**MARKET**
Valve Type	**Flat**
Connection	**Screw to Connect**
Disconnection	**Unscrew to Disconnect**
Connection Under Pressure	**Allowed Residual**

Pressure Drop

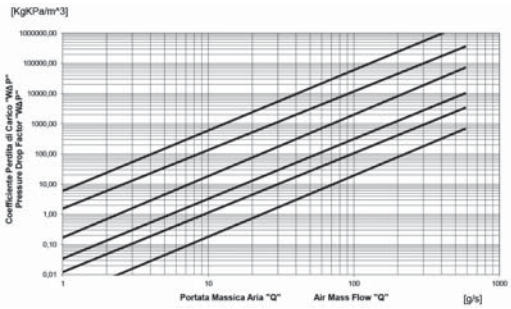

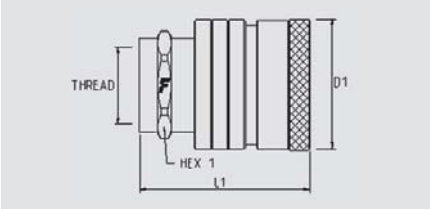

RFLS-RFS

Size		Thread details			FEMALE						
inch	mm	Thread Type	Standard	Thread	Part Number	L (L1 + Thread) mm	L (L1 + Thread) inch	D1 mm	D1 inch	HEX1 mm	HEX1 inch
1/4"	6,3	0/ SAE	ASME B1.1	1/2" -20 UNF FEMALE ORB	RFLS 04 F N	38	1,5	25	1	19	0,8
3/8"	10	0/ METRIC	ISO 6149-1	M18x1,5 FEMALE ORB	RFLS 06 F N	43,9	1,7	30	1,2	22	0,9
1/2"	12,5	0/ SAE	ASME B1.1	7/8" -20 UNEF ORB FEMALE	RFLS 08 F N	55,5	2,2	37	1,5	27	1,1
3/4"	20	0/ SAE	ASME B1.1	1-1/4" -18 UNEF ORB FEMALE	RFLS 12 F N	63,6	2,5	48	1,9	36	1,4

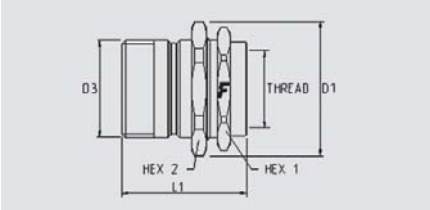

Size		Thread details			MALE								
inch	mm	Thread Type	Standard	Thread	Part Number	L (L1 + Thread) mm	L (L1 + Thread) inch	D1 mm	D1 inch	D3 mm	D3 inch	HEX1 mm	HEX1 inch
1/4"	6,3	0/ SAE	ASME B1.1	1/2" -20 UNF FEMALE ORB	RFS 04 M N	29	1,1	21	0,8	16	0,6	19	0,8
3/8"	10	0/ METRIC	ISO 6149-1	M18x1,5 FEMALE ORB	RFS 06 M N	31,6	1,2	25	1	20	0,8	22	0,9
1/2"	12,5	0/ SAE	ASME B1.1	7/8" -20 UNEF ORB FEMALE	RFS 08 M N	41,5	1,6	38	1,5	26	1	32	1,3
3/4"	20	0/ SAE	ASME B1.1	1-1/4" -18 UNEF ORB FEMALE	RFS 12 M N	46,6	1,8	50	2	36	1,4	41	1,6

Accessories

Aluminium dust caps

Plugs suitable for FEMALE

Size			Plug Details	
inch	mm	dash	Part number	Colour
1/4"	6,3	04	TMRFLS04 N	
3/8"	10	06	TMRFLS06 N	
1/2"	12,5	08	TMRFLS08 N	

Caps suitable for MALE

Size			Cap Details	
inch	mm	dash	Part number	Colour
1/4"	6,3	04	TFRFS04 N	
3/8"	10	06	TFRFS06 N	
1/2"	12,5	08	TFRFS08 N	

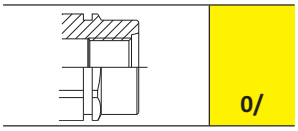

We are the global reference
in quick-release hydraulic couplings

Headquarter: Faster Spa
Via Ludovico Ariosto, 7
I-26027 Rivolta d'Adda
CR, Italy

Germany: Faster Germany GmbH
Ursulaweg 39
40764 Langenfeld

Usa: Faster Inc
6560 Weatherfield Court Maumee
OH - 43537, Usa

Brazil: Faster do Brasil
R. José Franklin de Moura, 25 - Independência,
Taubaté - SP

China: Faster Hydraulics Co Ltd
Rm 102, Bld 23, No. 588, Xin Jun Huan Rd. Pujiang
Hi-Tech Park, 201114
Shanghai P.R. China

India: Faster Hydraulics Pvt Ltd
Plot n°10, Gate N°108 Ambethan,
Taluka Khed. District Pune, Maharastra
410501 India

fastercouplings.com

CAT_2016_ENG